

IN THIS ISSUE:

- From Disc Master to Pressing Plant
- L Modulators for CD-4 Cutting
- Visit to a Disc Mastering Studio




# EVERYTHING AUDIO

designers/builders of turnkey facilities

Studios  
with a  
difference



SUPERSCOPE TAPE DUPLICATORS,  
San Fernando, California



SPECTRUM RECORDING STUDIOS, Venice, California

you can  
hear.

Accept our invitation to contact us and discuss your studio needs.  
14045 Sherman Way, Van Nuys, California 91405/(213) 873-4447  
Circle 10 on Reader Service Card

coming  
next  
month

In February, we consider that often neglected factor in communication, the human being.

• Daniel Queen explores **PSYCHOACOUSTICS**, a mouthful that refers to the delicate and beautifully parallel mechanisms which control our perceptions, particularly hearing.

• Sidney L. Silver analyzes speech patterns, particularly the pesky sibilants, that crop up in recording, in **THE DYNAMIC CONTROL OF SIBILANT SOUNDS**.

• Reversing the human factor, when the human brain needs some help, we often turn to our handy calculators. Philip C. Erhorn's practical article, **SCIENTIFIC CALCULATORS**, takes a consumer-eye trip through the maze of proliferating models.

• February, the month of Presidents, brings Bicentennial to point. Martin Dickstein reports on the fascinating Boston a v presentation about Bunker Hill in **THE WHITES OF THEIR EYES**.

about  
the  
cover

• This disc-recording issue features part of mastering room C at **Kendun Recorders** of Burbank, Cal. The Westlake-designed room features Westlake monitors in the rear wall near the ceiling and one complete Neumann chain fed by a two-track Studer A-80 at the extreme right. A second Neumann chain exists at camera position.



THE SOUND ENGINEERING MAGAZINE


JANUARY 1976, VOLUME 10, NUMBER 1

26	FROM DISC MASTER TO PRESSING PLANT Larry Zide
32	PLL MODULATORS FOR CD-4 CUTTING John Eargle
34	A VISIT TO A DISC MASTERING STUDIO
2	INDEX TO ADVERTISERS
4	LETTERS
6	FREE LITERATURE
8	CALENDAR
10	THEORY AND PRACTICE Norman H. Crowhurst
16	SOUND WITH IMAGES Martin Dickstein
21	THE SYNC TRACK John Woram
23	NEW PRODUCTS AND SERVICES
37	CLASSIFIED
40	PEOPLE, PLACES, HAPPENINGS

db is listed in **Current Contents: Engineering and Technology**

<b>Robert Bach</b> PUBLISHER	<b>Larry Zide</b> EDITOR
<b>Bob Laurie</b> ART DIRECTOR	<b>John Woram</b> ASSOCIATE EDITOR
<b>Eloise Beach</b> CIRCULATION MANAGER	<b>Hazel Krantz</b> COPY EDITOR
<b>Lydia Anderson</b> ASST. CIRCULATION MANAGER	<b>Ann Russell</b> PRODUCTION
GRAPHICS <b>Crescent Art Service</b>	

db, the Sound Engineering Magazine is published monthly by Sagamore Publishing Company, Inc. Entire contents copyright © 1976 by Sagamore Publishing Co., Inc., 1120 Old Country Road, Plainview, L.I., N.Y. 11803. Telephone (516) 433-6530. db is published for those individuals and firms in professional audio-recording, broadcast, audio-visual, sound reinforcement, consultants, video recording, film sound, etc. Application should be made on the subscription form in the rear of each issue. Subscriptions are \$7.00 per year (\$14.00 per year outside U. S. Possessions, Canada, and Mexico) in U. S. funds. Single copies are \$1.00 each. Controlled Circulation postage paid at Harrisburg, Pa. 17105. Editorial, Publishing, and Sales Offices: 1120 Old Country Road, Plainview, New York 11803. Postmaster: Form 3579 should be sent to above address.



## Delta-T — A Dynamite Mixdown Tool

That's what we provide in our new Series 102 Digital Delay Systems. We've been making high quality, reliable delay systems for five years and have learned how to do it better than anybody else.

Simply put, the Delta-T's 90 dB dynamic range and low distortion deliver a superb quality signal, leaving you free to creatively explore the powerful artistic potential of time delay. Discover for yourself, as leading studios such as Leon Russell's Shelter Studio have, how a Delta-T can thicken vocals and instruments, add slap or in-tempo percussive repeats, and provide ambience and spatial depth to the dry mono sources encountered at mixdown.

In the Delta-T 102 Series we have used our patented digital techniques to provide reliability, convenient features, and excellent performance at highly competitive prices. Let us help you define the configuration you need to get started. Call or write for more information.

# Lexicon

60 Turner Street  
Waltham, Massachusetts 02154  
(617) 891-6790

Circle 13 on Reader Service Card

## index of advertisers

Amber Electronics . . . . .	19
Auditronics . . . . .	Cover 4
Automated Processes . . . . .	11
California Switch & Signal . . . . .	19
Capitol Magnetics . . . . .	13
CBS . . . . .	25
Cetec . . . . .	36
Clear-Com . . . . .	24
dbx, Inc. . . . .	14
Discwasher, Inc. . . . .	20
Dynair . . . . .	18
Electro-Voice . . . . .	16
Everything Audio . . . . .	Cover 2
Garner Industries . . . . .	6, 12, 24
Infonics . . . . .	25
Interface Electronics . . . . .	12
Jensen Tools . . . . .	22
J. B. Lansing . . . . .	9
Lexicon . . . . .	2
Orban/Parasound . . . . .	8
Ramko Research . . . . .	3
Recording Supply Corporation . . . . .	22
Saki Magnetics . . . . .	29
Shure Brothers . . . . .	Cover 3
Spider/Peavey Electronics . . . . .	7
Standard Tape . . . . .	6
Stanton Magnetics . . . . .	10
Willi-Studer . . . . .	5
TEAC Corp. of America . . . . .	15
Telex Communications . . . . .	17, 21
Uni-Sync . . . . .	4
UREI . . . . .	23
White Instruments . . . . .	8
Woram Audio . . . . .	20

## db sales offices

### THE SOUND ENGINEERING MAGAZINE

#### New York

1120 Old Country Rd.  
Plainview, N.Y. 11803 516-433-6530

#### Roy McDonald Associates, Inc. Dallas

Stemmons Tower West, Suite 714  
Dallas, Texas 75207 214-637-2444

#### Denver

3540 South Poplar St.  
Denver, Colo. 80237 303-758-3325

#### Houston

3130 Southwest Freeway  
Houston, Tex. 77006 713-529-6711

#### Los Angeles

500 S. Virgil, Suite 360  
Los Angeles, Cal. 90020 213-381-6106

#### Portland

2035 S. W. 58th Ave.  
Portland, Ore. 97221 503-292-8521

#### San Francisco

Suite 265, 5801 Christie Ave.  
Emeryville, Cal. 94608 415-653-2122

# Our new E series audio equipment will improve your sound and cut your costs . . . or your money back!



**TURNTABLE  
PREAMPS**




**MIC & LINE  
AMPLIFIERS**



**AUDIO DISTRIBUTION AMPLIFIERS**



**AUDIO CONSOLES & CONTROLLERS**



**STUDIO MONITOR  
AMPLIFIERS**



**REMOTE POWER  
CONTROLLERS**



**AUTOMATIC TAPE CARTRIDGE  
& CASSETTE LOADERS**

## TEN DAY FREE EVALUATION AND 2 YEAR GUARANTEE INSURE YOUR UNCOMPROMISED SATISFACTION

### TURNTABLE PREAMPS

Preamps costing almost 3 times more will not compare with these units. RIAA/NAB equalized  $\pm 1\text{db}$ , 0.5MV sensitivity at 1KHz for +4dbm out, balanced outputs. -75db s/n at 10mv in, 0.05% distortion, +21dbm max. out. Internal power supply.

MP-8E Mono \$86 SP-8E Stereo \$137

### MIC & LINE AMPLIFIERS

Dual function and superb performance. Inputs for mic and line,  $\pm 0.5\text{db}$  response 10Hz-20KHz, 67db gain on mic channel(s) +26db gain on line inputs. Balanced Inputs & outputs, +21dbm out max, 0.1% distortion. Internal power supply.

MLA-1E Mono \$98  
MLA-2E Dual Mono/Stereo \$139

### AUDIO DISTRIBUTION AMPLIFIERS

From 1 in/6 out to 20 in/80 out in one small package. Whatever your distribution requirements we have an answer. All units meet or exceed the following specifications: Balanced bridging/matching inputs, balanced 600ohm outputs,  $\pm 0.5\text{db}$  response 10Hz-20KHz,  $\pm 3\text{db}$  5Hz-40KHz, 26db gain, +21dbm out. max. capability, 0.1% or less distortion, outputs isolated by 80db, hum and noise 90db down referenced to +21dbm out. Internal power supplies.

DA-6/E Table top. 1 in/6 out. \$131  
DA-6R/E Rack mount. 1 in/6 out. \$149  
DA-6BR/E Rack mount. 1 in/6 out. Individual level controls for each output. \$165  
DA-6RS/E Rack mount. 1 in/6 out stereo or 2 in/12 out mono. \$229  
DA-16BR/E Rack mount. 1 in/8 out stereo or 2 in/16 out mono. Individual output level controls, selectable metering & headphone monitoring. \$287  
DA-2080/E Rack mount main frame with protected

power supply, metering & headphone monitor. Will accept up to 10 slide in modules. Each module has 2 inputs & 8 outputs. Individual output level controls & selectable meter switch. Up to 20 in/80 out.

DA-2080/E Main Frame \$150  
DA-2080/E Modules 2 in/8 out \$135 ea.

### AUDIO CONSOLES & CONTROLLERS

Our new series 35 audio controller introduces a new concept in audio mixing. Allows separation of controls from the audio functions. Controls can be placed in any convenient location in the studio, while electronics may be mounted anywhere for easy maintenance & hookup. Remote DC control for completely unaffected audio.

This versatility gives you a custom designed console at a standard production model cost.

Features include: 8 channels, mono, dual channel mono, stereo, dual channel stereo, or combinations; paralleling 2 units for quad, fail safe power supply & plug in interchangeable cards.

Performance specifications are: 0.3% or less distortion, 124dbm equivalent noise on low level channels, approximately 25w power consumption, -70db crosstalk, balanced bridging/matching inputs & response within  $\pm 2\text{db}$  20Hz-20KHz. Series 35 audio controllers start at \$1200.

### AUTOMATIC TAPE CARTRIDGE AND CASSETTE LOADERS

So easy to use & accurate that our largest winder competitor has been using one of these to load their own carts.

Eliminates guesswork. Set the dials to the length desired. The exact amount of tape is fed onto the cart or cassette hub and then shuts off automatically. Also has exclusive torque control for proper tape pack on different size hubs. Winds at 30 IP/S.  
ACL-25/E \$185

Winders also come in higher speed models (ACL-60 series). Same operation as above but winds at 60 IPS. Accepts 14" pancakes.

ACL-60T/E (tone stop only) \$266  
ACL-60B/E (Blank tape loader) \$331  
ACL-60BT/E (for both prerecorded and blank tape) \$375

### STUDIO MONITOR AMPLIFIERS

Exceptional reproduction! Internal muting.  $\pm 2\text{db}$  response from 20Hz-40KHz. 25w music power, 20w RMS into 8 ohms. Hum & noise 65db below rated outputs.

Distortion less than 0.25% at less than 20w out, 1% or less at 20w. Works into 4-16ohms. Balanced bridging inputs, variable bass contour, internal overload & short circuit protection.

SMA-50/E Table top (mono) \$125  
SMA-500/E Rack mount (mono) \$142  
SMA-1000/E Rack mount (stereo-40w) \$196

### REMOTE POWER CONTROLLERS (DUAL)

Safe, transient free means of controlling 110V/AC. Turntables, on the air lights, etc.

PR-2 (toggle switch on/off) \$39  
PR-2B (momentary contact actuation) \$54

Give us a call or write today for further details. You'll be money and performance ahead.

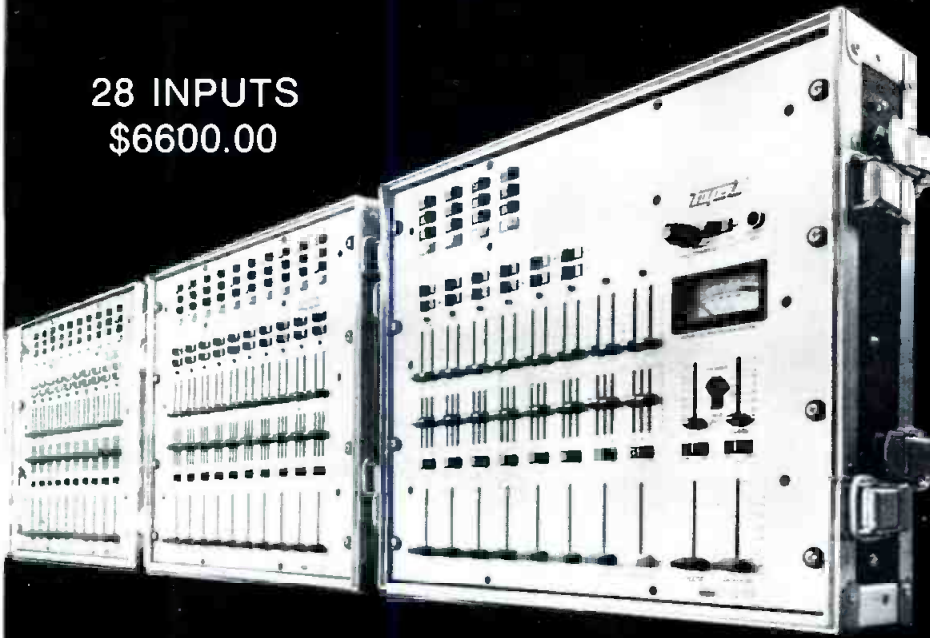
CALL COLLECT — (916) 392-2100  
WRITE — 3516-C LaGrande Boulevard  
Sacramento, California 95823

## RAMKO RESEARCH

# Trouper III

THE FIRST TRULY EXPANDABLE/CONTRACTABLE  
LIVE MUSIC MIXING SYSTEM

28 INPUTS  
\$6600.00



SUPER QUIET • LIGHTWEIGHT • VERSATILE

Each input contains the following: mix level control, solo switch, 3-band graphic equalizer, monitor and echo send, LED peak indicator, mic pads and group assign switches. Output control module features include: subgroup level controls, with solo switch and equalizers; house, echo receive, and monitor level controls. Additional features on the output module are: VU meter and peak indicator switchable to any input or output through the solo system, headphone jack, headphone level control, and preview selector switch for listening pre or post fader; announce level controls for monitor and house, two auxiliary receive controls for line inputs. Back panel features: XLR-type connectors for balanced inputs and outputs, on/off switch for built-in phantom power supply for condenser microphones, optional multi-pin connector for snake to replace mic and line inputs, external equipment jacks, echo send and receive jack, subgroup outputs, and subgroup defeat switch that inactivates the subgroup system for mono operation. Write or circle number for literature and specifications.

Manufactured by

**UNI-SYNC** INC. AUDIO SYSTEMS DIVISION  
5559 CAHUENGA BLVD.  
NO. HOLLYWOOD, CA 91601

DEALER AND REPRESENTATIVE INQUIRIES

CALL (213) 985-9501

THE EDITOR:

May I submit that R. S. Mintz's *A Simple and Superior Microphone Pre-amplifier* (db, Sept. '75) is neither simple nor superior for the following reasons?

1/f, or "flicker" noise is primarily an input current phenomenon, producing a noise voltage-drop across the source impedance. I hasten to point out that impedances do not produce noise, but noise currents do cause noise voltages when they pass through impedances, as a function of frequency.

Mr. Mintz has used a 0.1 mfd. coupling capacitor which presents a source impedance of 80 kilohms at 20 Hz, so his reference to an 80 ohm transformer resistance pales into insignificance. In the lower frequency spectrum where 1/f noise predominates, he is compounding the problem by presenting an 1/f impedance.

In the range of 20 to 100 Hz alone this will contribute more than 0.1 micro-volts of noise with the LM 331. The capacitor should be at least several microfarads for lowest noise. National Semiconductor says 10 mf.

An equivalent input noise of -130 dBV is claimed, which is 0.316 micro-volts. This is nearly 40 per cent below the manufacturer's claim of 0.5 micro-volts for a 10 kHz bandpass, so I can only assume that the author has discovered something new, or there is a typographical error. In any event, I must raise serious questions on this point alone. Lowest noise is obtained by optimizing input-stage collector current relative to the source impedance. This is patently impossible when the source impedance changes grossly with frequency over the spectrum of interest; particularly when it goes the wrong way!

If simplicity is desired, why not eliminate the bulk and cost of the gauged pot plus R3, R4, R8, C2, C5 and C8 by simply operating the meter driver as a unity-gain voltage-follower from the preamp output?

Also, I question the soundness in general (pun intended) of operating a transformer unterminated. The usual result is peaked high-frequency response and phase-shift. I suspect the roll-off from C4 is masking this effect.

Finally, if R5 is correct at 6,200 ohms, I wonder where Mr. Mintz found a led to operate at 6 mA.

ROGER K. ODOM, C.E.  
Ramko Research Corp.  
2923 Poole Drive  
Sacramento, California 95827



## Fully professional Studer quality at reasonable prices

The new generation of professional STUDER tape recorders is designed for the use in broadcasting, television and recording studios as well as theatres and scientific laboratories. The low-cost STUDER A67 includes a wide range of modern features:

3 servo controlled AC motors – Crystal controlled capstan servo – Variable tape speed (2½" . . . 22½") with external frequency – Tape tension control during all operating modes – Control logic with memory – Illuminated push buttons – Remote control of all tape transport operating modes – Automatics for continuous program – Mechanical counter, indicating Min & Sec – AC-Mains supply 50 or 60 Hz, 110 . . . 250 Volts – Opto electronic end of tape sensor – Head block with aluminium die-cast frame – Tape lifter, may also be operated manually – Long life heads – Audio electronics module with plug-in cards in front of tape

deck – Playback, record and bias amplifier boards have all necessary adjustments accessible from the front of the recorder – Switchable for equalization CCIR or NAB – Optional: VU-Meter/panel with peak indication (LED) – Head phone jacks – Available with or without VU-panel, as portable or console version or as chassis for 19" rack mounting – ½-inch, 4 track version in preparation

# STUDER

WILLI STUDER AMERICA, INC.  
Professional Audio Equipment.  
Our new U.S. address is 1819 Broadway, Nashville,  
Tennessee 37203. Phone 615-329-9576, Telex  
55-4453. In Canada: WILLI STUDER CANADA, LTD.,  
Phone 416-423-2381.

Circle 16 on Reader Service Card

Our selling premise is

# Simple...

**STL magnetic Test Tapes  
are the Most Comprehensive**

We offer precision magnetic test tapes made on precision equipment for specific jobs in 1" and 2" sizes as well as flutter tapes and all other formats.

When you use STL test tapes you combine interchangeability with compatibility. You *know* you are using what other leaders in the professional recording, equipment manufacturing, government and educational agencies throughout the world are using.

Make sure your system is in step with the rest of the industry.

Write for a free brochure and the dealer in your area.  
*Distributed exclusively by Taber Manufacturing & Engineering Co.*



**STL STANDARD TAPE LABORATORY, Inc.**

2081 Edison Avenue  
San Leandro, CA 94577  
(415) 635-3805

*Circle 17 on Reader Service Card*

**After you use the 1056, we'll know  
one thing about your dub quality:  
it just got better.**

Professional studios that make lots of dubs for radio, welcome the speed and quality they get using the Garner 1056. It offers a whole new set of advantages for producers of reel-to-reel duplicates for radio, AV, or educational needs. Some of those are: • Single capstan drives the master and all five copies. • Solid-state electronics and special heads provide outstanding frequency response. • Two-speed drive allows either 30 or 60 i.p.s. duplicating. • Extra-fast rewind of master tape speeds production. • Unique forward tilt of transport mechanism aids threading. • Conveniently located controls feature push button operation.



**GARNER INDUSTRIES**

4200 NORTH 48TH STREET  
LINCOLN, NEBRASKA 68504

*Circle 18 on Reader Service Card*

## FREE LITERATURE

### TOOL UP

A plethora of tools . . . hand, power, micro, electronic, etc. are contained in the 112-page catalog. "Tools for Electronic Assembly and Precision Mechanics." Mfr: Jensen Tools & Alloys.

*Circle No. 94 on R.S. Card.*

### OSHA NOISE

This booklet discusses basic guidelines for firms beginning to undertake noise measurements and analysis in an OSHA-compliance effort. Covered are noise definitions, measurement, noise control, and personnel hearing conservation. Mfr: B & K Instruments, Inc.

*Circle No. 95 on R.S. Card.*

### TAPE CARTRIDGE

This brochure describes the Master Cart cartridge, claimed to eliminate the twisting distortions inherent in conventional cartridges. Mfr: Fidelipac.

*Circle No. 96 on R.S. Card.*

### CLOSED CIRCUIT TELEVISION

"The Executive's Guide to Closed Circuit Television" describes types of closed circuit t.v. systems, equipment needed, and actual installations. Mfr: GBC Closed Circuit T.V. Corp.

*Circle No. 97 on R.S. Card.*

### RECORDER CARE MANUAL

An updated 32-page booklet, this is the 7th edition of a manual which covers the operation and care of tape recorders, with illustrative instructions in the maintenance of recorders and the splicing of tape. Mfr: Nortronics Co.

*Circle 98 on R.S. Card.*

### TIME CODE SYNCHRONIZATION

Automatic location of cue points and full control over precise synchronization of any two quad or slant-track video and multichannel audio tapes is detailed in a four-page brochure. Mfr: EECO.

*Circle 99 on R.S. Card.*

### FUSE SELECTION

A fuse selection guide for diodes, including scr's, is available in table form on this fact sheet. Mfr: International Rectifier.

*Circle 80 on R.S. Card.*

### CALCULATORS

A complete listing of their array of scientific calculators is contained in a 31-page booklet published by this manufacturer. Mfr: Hewlett-Packard.

*Circle 81 on R.S. Card.*



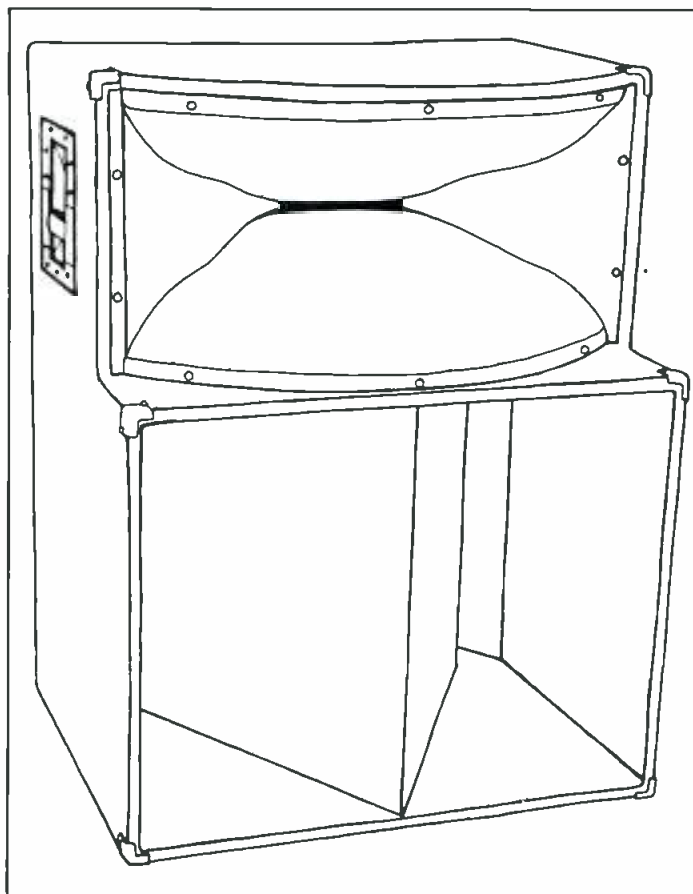
# SP1

Rock and roll is in its third decade and there are mountains of blown diaphragms and discarded speaker systems as evidence of the difficulties loudspeaker manufacturers have had in meeting the challenge. The SP1 was designed and tooled by a new loudspeaker company dedicated to solving the basic difficulties of high level sound reinforcement in order to meet that challenge.

Our two-way is a compact, powerful, reliable, high fidelity loudspeaker with dispersion and power response so uniform that the "sound" of the system is stable in different environments. The SP1's multi-flare radial horn is the most significant advance in the control of high frequency dispersion since the invention of the radial horn half a century ago. Undoubtedly the design will become the industry standard.

The real marvel of the SP1 however, is the Model 22 Compression Driver. We have been producing it since August 1975 demonstrating that it *is* possible to combine adequate high end response (13K Hz), efficiency (30% midband), high power handling (40 watts pink noise 8 hours continuous), reliability (6 forms of on-line analysis plus listening), and good sound in a compression driver. Until "22", a high performance 2-way like the SP1 was not possible. The low end of the system is provided by a 15" horn loaded cone speaker covering the range of 60-500 Hz. The extensive Q. C. system devised for the driver has been expanded to allow the same scrutiny of the SP1.

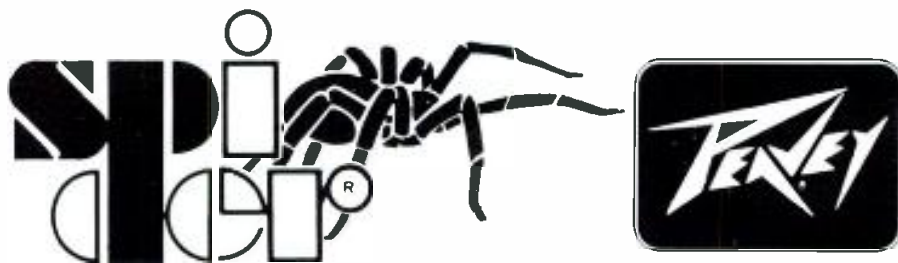
Some strong statements have been made here, but we know we can deliver. The demand



is so great for this system with the SP1's performance that our dealers have ordered over 1,200 units (as of Dec. 1, 1975) based on word of mouth from the few people who have heard samples from pilot production runs.

**The SP1. AN ALTERNATIVE TO THE ESTABLISHED WAY.**

**\$450.00 Soon At Your Peavey Electronics Dealer.**



**SPIDER/PEAVEY** BOX 2898 / MERIDIAN, MS. 39301

# NEW AUDIO SPECTRUM MONITOR!

## 1/3 OCTAVE REAL TIME ANALYSIS MODEL 142

**FEATURES**

- PEAK READING • TWO MEMORIES: CUMULATIVE OR SAMPLE • VARIABLE TIME CONSTANTS (0.1 - 2 SEC.) • CALIBRATED IN DBM • 10-20-30 DB DISPLAY RANGE • 40 HZ to 16 KHZ ON 1/3 OCTAVE ISO CENTERS • 11 x 28 LED ARRAY • BUILT-IN PINK NOISE SOURCE • 3 1/2" x 8" DEEP RACK MOUNT.

**USES**

- PROGRAM MATERIAL MONITORING • RECORDING AND MIX-DOWN ANALYSIS • PORTABLE SYSTEM ADJUSTMENT • TAPE EQUALIZATION AND CALIBRATION • TRANSMISSION LINE EQUALIZATION • BEFORE-AFTER COMPARISONS • FREQUENCY RESPONSE TESTING



Suggested  
List Price \$3200

ALSO: Active and passive equalizers • Other real time analyzers  
Dealer inquiries invited

*White*

Call or write today: WHITE INSTRUMENTS, INC.  
P.O. BOX 698 512/892-0752 Austin, Texas 78767

Circle 20 on Reader Service Card

## CALENDAR

### FEBRUARY

17-20 **International Solid State Circuits Conference**, Philadelphia.

### MARCH

2-5 **Audio Engineering Society, 53rd Convention**. Hotel International, Zurich, Switzerland.

7-12 **Audio-Visual Institute for Effective Communications**. Indiana University, Bloomington, Indiana. Contact: Audio-Visual Institute. 3150 Spring St., Fairfax, Virginia 22030. (703) 273-7200.

21-24 **National Association of Broadcasters Convention**. Chicago, Illinois. Contact: NAB, 1771 N St., N.W., Washington, D.C. 20036. (202) 293-3500.

### APRIL

5-9 **Acoustical Society of America**. Washington, D.C.

22 **Acoustical Conference**. Hungarian Society for Optics, Acoustics, and Cinematography. Budapest, Hungary.

26-27 **Acoustical Problems of Light-Structure Construction of Buildings**. Acoustical Commission of the Hungarian Academy of Sciences. Budapest, Hungary.

# "Evolutionary"

## Introducing the new Orban/Parasound Reverb

Over the last four years previous models of the Orban/Parasound Reverberation unit have found their way into hundreds of radio stations, electronic music studios, schools, travelling shows, and recording studios small and large.

Our continuing research and development effort has now produced enough refinements to an already reliable and proven device to justify a new model.

The new Orban/Parasound 106CX Reverb looks exactly like its popular predecessor. It has the same ultra-compact dimensions, effective hum shielding, spring locking lever (for convenient portability), smooth four-spring sound, +4 dBm balanced output, true four-frequency midrange peaking equalizer (not just cheap tone controls), and a low \$695 price.

But we've managed to extend the effective high frequency response by another third octave compared to the older units. And a major redesign of the exclusive "floating threshold limiter" has not only

increased this circuit's effectiveness in controlling "spring twang," but also increased the usable signal-to-noise ratio of the reverb system to 76 dB—a full 6 dB improvement.

It's all a part of Orban/Parasound's policy of aggressive engineering development and product update whenever significant improvements can be made in keeping with excellent cost/performance characteristics. And in these economically uncertain times, the high cost-effectiveness of all Orban/Parasound products is particularly welcome.

For further information on our new Model 106CX Reverb or our other fine products (the 621 Parametric Equalizer, 516 Dynamic Sibilance Controller, and 245E Stereo Synthesizer) contact us directly or your local Orban/Parasound dealer.

**orban/parasound**

680 Beach Street San Francisco, Ca.  
(415) 776-2808



Circle 21 on Reader Service Card



**Five monitors. One sound.** Five JBL studio monitors. You could record with any one, play back on any other, and take your pick among the rest for mixing or mastering. The only differences are acoustic output, size and cost. No matter what size your studio is, you can cross reference with any other studio using JBL's. But reading isn't knowing for sure. Come listen to one. Or two. Or five. JBL Studio Monitors from \$303 to \$1596.

James B. Lansing Sound, Inc. / Professional Division / 3249 Casitas Avenue / Los Angeles 90039.

Circle 23 on Reader Service Card





## Top Disc Cutting Studios, like The Mastering Lab, rely on Stanton's 681-Calibration Standard in their Operations.

Not everyone who *plays* records needs the Stanton Calibration Standard cartridge, but everyone who *makes* records does!

At The Mastering Lab, one of the world's leading independent disc mastering facilities, the Stanton 681 Triple-E is the measuring standard which determines whether a "cut" survives or perishes into oblivion.

A recording lathe operator needs the most accurate playback possible, and his constant comparing of lacquer discs to their original source enables him to objectively select the most faithful cartridge. No amount of laboratory testing can reveal true musical accuracy. This accuracy is why the Stanton 681 Series is the choice of leading studios.

When Mike Reese, principal disc cutter at The Mastering Lab, plays back test cuts, he is checking the calibration of the cutting channel, the cutter head, cutting stylus, and the lacquer disc. The most stringent test of all, the evaluation of direct to disc recordings, requires an absolutely reliable playback cartridge . . . the 681 Triple-E.

All Stanton Calibration Standard cartridges are guaranteed to meet specification within exacting limits. Their warranty, an individual calibration test result, comes packed with each unit. For the technological needs of the recording and broadcast industries, and for the fullest enjoyment of home entertainment, you can rely on the professional quality of Stanton products.

For further information write  
Stanton Magnetics, Inc., Terminal Drive,  
Plainview, N.Y. 11803



All Stanton cartridges are designed for use with all two and four-channel matrix derived compatible systems.

Circle 22 on Reader Service Card

# db theory & practice

NORMAN H. CROWHURST

• If you are going into the educational media business, one thing you need to think about is the hardware you will use. Then you need to think about how you can use the software with it, to best induce learning. Let me quote you a couple of examples. First though, let me say that we will not suggest that one system is inherently better than another. Also, there are cost factors, as well as educational merit factors.

Some three or four years ago, I was working as a consultant on a funded program for rural schools. The project personnel had decided on an inexpensive system that used a carousel slide projector for visuals, with a cassette machine for audio.

For very little over \$200 for the complete hardware set, this system provided a second track that enabled the cassette to control the visuals. It had two tones that could be put on the second track, one to pulse the slides on, the other to stop the tape player, requiring the student to push a button when ready to proceed.

We built software to go with this that presented the student with slides at varying rates. Sometimes the same slide would be on the screen for five minutes or more of audio. At other points, each slide might be on for only a few seconds, almost achieving the effect of animation. And then, at strategic points in the learning design, the tape stopped to let the student do some figuring on his own in order to appreciate a concept.

We had students come into the lab to work with the material, and I took a set of material out to a local high school where some more students used it. It worked very well, and the students appreciated the way it helped them develop their understanding. At this point, there could be no doubt that we had a good program.

### BUDGETING MIXUP

Now the program had to be installed in the pilot rural schools. However, a budgeting mix-up forced the lab to spend thousands of dollars re-making the visuals on filmstrips instead of slides and re-recording the tape to put beeps in where the filmstrip should be advanced, as well as the words "stop the tape and try this." where the student was expected to do that.

Making this change made the whole

program one of utter confusion for the student, whereas it went very well the way it was originally designed. It was not so bad when the student only changed slides every few minutes. But can you imagine a sequence that reads, "Now add *beep* 15, and carry *beep* 10 to the next place, making the total *beep* at this stage 347, then *beep* bring the next place down and *beep*. . . ."?

It is not long before the student is inevitably out of step with what he is supposed to be looking at. Having to try to turn the filmstrip himself, when the carousel should have changed it for him, distracts from what the sequence was supposed to illustrate and, when he is looking at the wrong slide, he then turns back and forth, trying to find the picture he is supposed to be looking at.

Then comes the piece where he is told to stop the tape and try this. Already a bit frustrated, he is slow to follow that instruction, and finds that, by not stopping, the tape tells him what he would have done anyway, so why bother? The net result of this change is that the student learns very little from what had been a good program, mediated the way it was designed to be.

You get the picture, undoubtedly. The student may struggle through, and think he should have learned what the lesson was supposed to teach him. But by not having worked through the pieces he was supposed to do for himself, he definitely has not "got it." He has heard it all, but has not made it his own, as it was designed to have him do.

Probably, for this application, it would have been better to give him a workbook with the pictures in than to try to have him work with the filmstrip, assuming the slide projector with automated advance was out of the question. Of course, if the budget could support video-tape, you have no sync problem, and you could design the whole thing differently.

### INVOLVE THE STUDENT


But whether you choose a workbook with pictures in it, an audio recorder with no autostop feature (except the usual one at the end of the tape) or whether you go for some form of video tape, there remains the problem of involving the student in doing the pieces for himself, the pri-

# Remix Automation comes of age with a NEW PROGRAMMER by AUTOMATED PROCESSES... World leader in console automation.

Created in answer to industry need and available now, this extremely reliable programmer, the Model 1024, has been designed to accommodate every known console requirement. With over 1000 control channels, it provides functional capability for future growth as well . . . and at a reasonable price!

Unlike previous programmers, the Model 1024 uses a digital data cartridge to store programming information. During playback, data is recalled from the cartridge in sync with the program tape or other timing source . . . without accumulation of delay at each pass since timing data is included in the data on the cartridge. New data is recorded at each updating pass and previous data is formatted as part of the new data. But because previous data is retained in the cartridge, it is always possible to return to the former mix . . . and up to ten final mixes may be stored for later recall.

The system is normally referenced to an internally generated MagLink timing code recorded on one track of the multi-track tape, but the timing reference may be the output of any time code generator, or from a tape timer (thereby requiring *no* tracks of the multi-track tape). Since no data is recorded on the multi-track tape during remix, crosstalk problems are eliminated. The timing code track can also serve to control the audio tape machine and to synchronize



additional tape machines by means of a MagLink or Minimag Synchronizer.

Program tapes made with the Model 1024 are totally compatible from studio to studio whether the automation system used is simple or complex. What's more, this new programmer is compatible with existing consoles and can easily be retro-fitted into current installations.

If you would like to find out why audio professionals continue to prefer Automated Processes consoles and components, write or call today.



**AUTOMATED PROCESSES, INC.**  
789 PARK AVENUE, HUNTINGTON, NEW YORK 11743 • 516-427-6024

Circle 25 on Reader Service Card

# Dub faster



# Dub easier


Garner Model 1056 updates your dubbing operation. Five 1200' professional copies in four minutes. Threads fast. Rewinds in 60 seconds. Single capstan drive and solid state electronics guarantee unvarying high quality. Priced low enough for quick payout. Write for brochure and names of users.



**GARNER INDUSTRIES**  
4200 North 48th St.  
Lincoln, NE 68504  
Phone 402-464-5911

Circle 35 on Reader Service Card

# STAGE MONITORS



**INTERFACE ELECTRONICS**  
3810 WESTHEIMER • HOUSTON, TEXAS 77027 • (713) 626 1190

Circle 36 on Reader Service Card

## theory & practice (cont.)

mary object of the whole learning procedure.

If the tape, audio or video, just goes on, merely telling the student to stop and then wait for the solution he may still be lazy, perhaps a carryover from his classroom habit, and not bother to try the operation himself. He merely waits for the tape to go on and tell him, not caring that doing it for himself is vital to learning the material properly.

How can you overcome that? There are several strategies for doing this. In the associated workbook, you print part sentences, to be completed as "notes" that the student makes while listening. Having completed the notes is part of the evidence of lesson completion. Now you can deliberately run through some notes too fast, so that he could not possibly complete successive items, unless he stops the tape, goes back and replays it to catch what he missed, while he was writing the first note.

Or maybe a statement, expressed in its simplest, or most direct way, is just a little complicated to grasp in one run through. Of course, you could take the information piece by piece, and explain it, so he would get it without having to stop the tape. But how about giving it to him straight, and then suggesting that, if he had trouble with it as most people do, he run that piece of tape through again?

That will get him to play it again. He will become accustomed to using the stop and rewind buttons to play a piece over again. That is all it takes, as a rule. Then when the tape suggests he stop the tape and work through a piece on his own, giving him a minimum lead in how to go about it, he will be ready to give it a try.

When you repeat the material on the tape to pick up those students who could not quite make it on their own, do not belabor that. Merely give hints that would enable those who may have had hangups to get started. By using this approach, you can fill in all the details the student needs, or may need, but still make it easier for him to work things out for himself than for him to fit it all in, working backwards.

At the outset, in the instructions, you point out that if he doesn't need additional help, he can use the forward button to skip that part.

Those are just some ideas on how to involve the student. Don't be tricky or mystical about it. Tell him quite openly that the best way for him to learn is for him to figure the sub-

ject through for himself. But, having done that, don't make it just as easy for him to sit back and listen to you telling him what he should have done. Instead, make it easier for him to learn it the way you want him to.

## TRANSIENT VERSUS PERMANENT VISUALS


In the previous column, we commented on the transient or permanent nature of visuals. A film or video tape is transient. A book is permanent or persistent. Each has its place in educational media. In our slide presentation, we used the same medium both ways at different times. But for some purposes it is better to use motion video, such as film or video tape, where animation can help convey ideas—with fixed artwork, tables, or what have you, in a workbook, for the materials that need persistence to enable them to be studied at whatever length the individual student needs.

Just as the visual component needs different parts, so should the audio. Some of it will explain the work in a way that requires the student to follow along. This is analogous to the persistent visual. If he does not get it on one play-through, he can play it through again. Some designers use several repetitions of the same sentences, or phrases within sentences, to help the student to retain the material.

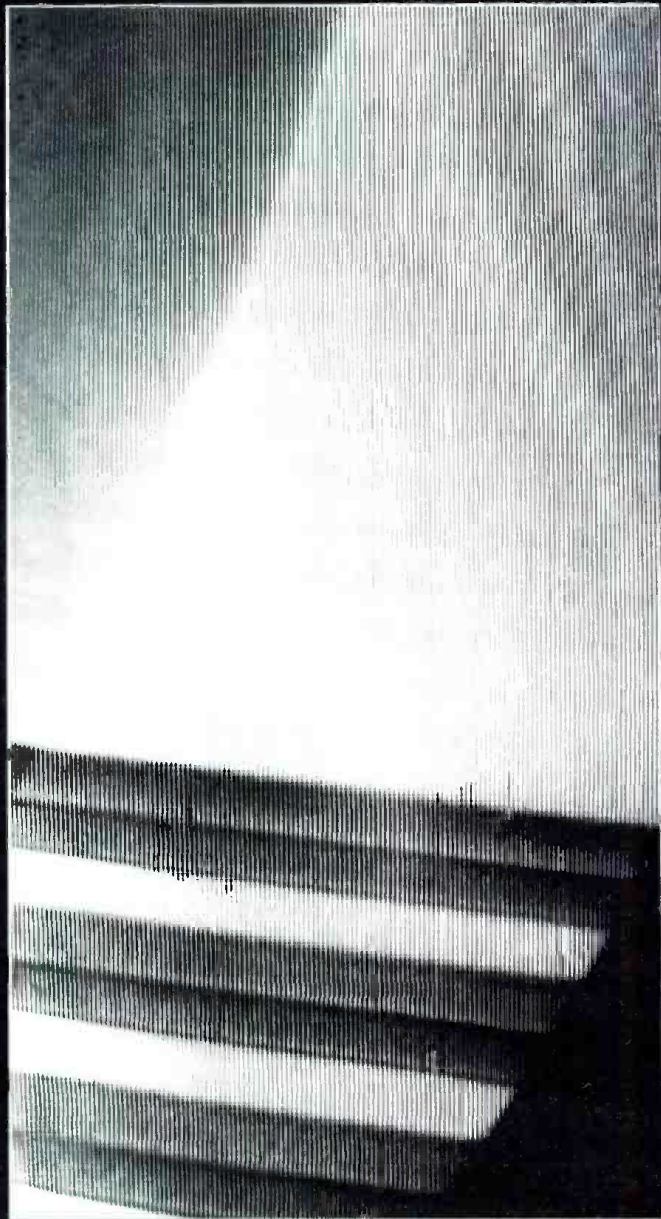
I do not favor that. In my experience, if a student cannot get it the first time, repeating may help, but let the student determine whether he needs it repeated. In other instances, due to the peculiar ambiguities of language, if he does not understand correctly the first time, he will continue to misunderstand or fail to understand when he has the same thing repeated for him, whether the designer arranges it that way or whether he replays it for himself.

So we prefer to use the extra time in the audio that other designers might use for repetition, for expressing the same material differently, finding a different approach. Be candid about this too. That is one advantage of audio over the written or printed word: it is much easier to be candid, or confidential in your manner when the student hears your spoken voice.

Tell your students that some people find the subject easier to understand when explained one way, others when it is explained another way, and let them take their pick of which they prefer. By being diligent in this kind of multiple statement, rather than reit-



Master from Transco Products Corporation



Master from Audiodiscs® By Capitol

# Your eyes are now a cutting stylus.

And with Audiodiscs® they've just cut a perfect master.

The Audiodiscs® master disc by Capitol is magnified 200 times as is the master from Transco Products Corporation. As this close-up reveals, there is a remarkable difference between the two. Even more exciting is the fact that these differences didn't exist 6 months ago.

What caused this remarkable superiority? Since early 1975 Audiodiscs by Capitol have been manufactured in the newest and most advanced disc plant in the world. All aspects connected with the manufacturing process, including cleanliness, have been optimized to

produce a superior master disc. With absolutely no compromise. This is apparent in the coating process where the exacting application of lacquer ensures a smoother disc.

At this point, look at the pictures again... they speak louder than words.

For a free sample and brochure, write on your company letterhead, or call Harry Preston at (213) 462-6252.

**AUDIODISCS® A PROFESSIONAL PRODUCT  
MANUFACTURED BY THE SAME PEOPLE THAT MAKE  
AUDIOTAPE®, AUDIOFILM™, AUDIOPAK® BROADCAST  
CARTRIDGES, AND THE LEARNING TAPE™ BY CAPITOL.**

# audiodiscs®

BY CAPITOL®

*Capitol*™ CAPITOL MAGNETIC PRODUCTS A DIVISION OF CAPITOL RECORDS, INC. 1750 NORTH VINE STREET, LOS ANGELES, CALIFORNIA 90028

Circle 26 on Reader Service Card

# the little mother



## dbx new 160 compressor/limiter

She's got a compression ratio you can set anywhere from 1:1 to infinity. And she's got a very low distortion figure even at high compression ratios. You can set her threshold from  $-38$  to  $+12$  dBm, and her two red LEDs let you know whether she's above or below threshold. Her meter range is from  $-40$  to  $+20$  dB, and you can set her meter zero at any line level between  $-10$  and  $+10$  dBm. Her illuminated meter is switchable to read input, output, or gain change.

She uses true RMS level detection, which you know is more reliable and accurate than other methods. Her dynamic range is enormous and her noise contribution practically negligible. Her output is automatically ground loop compensated and she is protected against turn-on and turn-off transients. She is beautifully packaged and small enough that you can take her with you wherever you go. Or you can bolt her into the rack where she'll give you a lifetime of faithful service.

You're going to love this little mother, especially when you learn her price. She costs only \$300.00, which is a lot less than you pay for those other mothers. She's available now at your dbx professional equipment dealer's. For complete spec information including the little mother's measurements, circle reader service card or contact:

**dbx** dbx, Incorporated  
296 Newton Street  
Waltham, Mass. 02154  
617/899-8090

Circle 28 on Reader Service Card

theory & practice (cont.)

erating the same words, you will make sure that everyone understands it.

There is a side advantage to doing this: you induce the student to monitor, and thus accept responsibility for, his own learning behavior. Naturally, most people, probably everyone, prefer to do this. But our educational system has robbed them of this habit. You just try to memorize what they tell you to memorize, do what they tell you to do in the tests, and the score you get, by some mystical process, indicates your success in learning.

### DEGREES

I must have had hundreds of teenagers tell me that they have high grades in the math, algebra, geometry, algebra 2 sequence, but that they do not know what it is they are supposed to have learned. What a farce that is! And this goes on into higher learning, so that people come out with PhDs, that mean absolutely nothing except that thousands of dollars have been spent to enable them to sit through countless hours of boredom so they could get that little piece of paper that says they have some sort of education.

If the degree means anything, it is that they have been better programmed to regurgitate what they are told than someone who has not persisted so long to get his last piece of paper. The drop-outs almost invariably have more intelligence than those who stay with it if only because the PhDs believe the piece of paper will mean something when they get it!

We must get back to the question of measurement, some other time. That has to be integrated into any good learning package. But for now, let me say that I do not advocate the abolition of degrees as marks of how much education a person has. I deplore the fact that, for several generations now, such mark-points have become so meaningless. But I would propose that we work to make them meaningful again.

This means that we need to strive to get students to understand what they learn, and to make the tests we design into such learning truly measure and confirm that they really do know and understand what we think we have taught them. Doing that adds a lot more dimension to what we program into the audio and visual components of our course materials. It is a challenging and interesting occupation. ■



# The Model 5, less than \$1500.00\*


For recording or reinforcement, at home or on the road, wherever the music is, the Model 5 can help you make it better.

Eight inputs. Each with attenuation controls, LED overload indication, two foldback sends – one before and one after the EQ and fader – two bands of EQ – 4 selectable frequencies,  $\pm 15$  dB of boost or cut – solo, direct out, channel assign & pan. The mic inputs are low impedance, balanced, transformer isolated.

Four Submasters. Each with buss/tape monitor, tape cue, monitor pan and gain for an independent stereo monitor mix, and echo receive gain which can be assigned to the monitor buss only, or to the program buss as well.

Multiple patch points. 3 provisions for headphone feeds; switchable output levels; accessory send/receive on each input; buss in on each output; plus cascade facilities for interconnecting two Model 5's.


Fully modular, portable, and quiet (the equivalent input noise is 125 dB). So if you have more talent than money, check out the Model 5 at your nearest TEAC Tascam Series dealer. Just call toll free (800) 447-4700\*\* for the name and location of the one nearest you.  
\*\*In Illinois, call (800) 322-4400.



\*Actual resale prices are determined individually and at the sole discretion of authorized TEAC Tascam Series dealers

**TEAC®**  
**TASCAM SERIES**

TEAC Corporation of America 7733 Telegraph Road, Montebello, Ca. 90640 ©TEAC 1975



Model RE51 \$140.10 Sugg'd Resale Net.  
Slightly Higher in Western States

## Never be "off-mike"

**again!** Now a microphone you wear, just like the astronauts, and major TV sports commentators. This 1/2-ounce dynamic close-talking microphone fits on its own headband, your eyeglasses, or headphones. The adjustable pickup tube stays at your mouth to provide constant volume and minimum noise pickup.

With response from 80 to 10,000 Hz., it mixes perfectly with all other E-V broadcast models. A transistorized preamp (may be worn on the belt) includes a push-to-mute "cough" switch. On-Off switch, battery test light, and standard cable connector. Balanced Lo-Z output adjusts to maximum of -56 dB to match any console.

Also available, the 651 General Purpose model with switchable Hi/Lo-Z.

The new E-V RE51 . . . that recognizes that you may have something better to do than hold a microphone.

**Electro-Voice**™

a gulton company

ELECTRO-VOICE, INC., Dept. 161BD,  
686 Cecil Street, Michigan 49107

Circle 29 on Reader Service Card

• Welcome to the new year, the one in which in our column the word *disc* will also include a first name. *video*. The November '75 column under my banner covered very briefly the TED disc, which was already available in certain parts of Europe, and the two other systems most advanced toward American consumer purchase—RCA, and MCA/Philips. At the recent meeting of the AES in N.Y., representatives of these systems participated in a panel talk/discussion session, and were joined by a representative of Zenith.

Mr. George W. Hrbek, Manager of the Video Disc Player Development Group of Zenith, discussed the approach of his company, indicated where they stood in the development of a video disc system, and then, according to the subject of the AES topic of discussion, related the impact he thought the video disc would have on audio. His comments were made from notes, but he subsequently supplied me with a copy of a talk he gave to the SMPTE in 1974 which was substantially similar.

### THE ZENITH SYSTEM

At the AES show, Mr. Hrbek began his comments with the information that Zenith has been studying the field, looking over the units that were being developed, and was also working on a system of its own. No definite entry date into the market was given. The system, still in the experimental stage, uses a thin flexible transparent plastic disc from which the information is read by transmission of laser light through the disc.

Quoting from Mr. Hrbek's 1974 SMPTE report, "Information is stored on the disc in the form of pitted tracks or hill-and-dale modulated grooves . . . A high frequency carrier is frequency-modulated with the chroma and luminance information. Luminance bandwidth is equal to that normally used in NTSC receivers. Tentatively, we have put the sound on its own f.m. carrier at a low frequency. A transcoder converts the disc signal into the NTSC signal on a vhf carrier.

"The Zenith system also uses a thin flexible clear polyvinyl chloride (pvc) disc, as do a couple of the other systems. The Zenith disc is 6 mils thick. However, the big difference between this system and the others that also use a laser beam for readout is that this system can scan both sides of the disc without changing the position of the record and without crosstalk, simply by adjusting the focal plane of the

focused laser light. Track spacings as small as 900 tracks per mm corresponding to a playing time of 12 min/inch have been achieved experimentally with acceptable crosstalk between tracks."

Mr. Hrbek described the disc with which most of the experimental work was done. "Diameters range from 8 inches to 12 inches, with a typical groove or track density of about 400 per mm . . . The tracks are separated by about 2.5 $\mu$  center-to-center. The pits are about 0.3 $\mu$  deep and about 0.7 $\mu$  wide. Their length varies from about 1 $\mu$  on the inside tracks to about 2 $\mu$  on the outside. Discs are stamped from masters recorded at 33 $\frac{1}{3}$  rpm. 1/54th real time, utilizing a blue HeCd laser. We have recently been successful in recording in real time at 1800 rpm."

To read the information from the disc, the player had a simple optical path and servo system. "A magnetically driven two-axis mirror controls the light beam independently in the radial and tangential direction, providing excellent radial tracking and time base correction . . . A 1 mW HeNe laser provides the light, which is first focused by a simple intermediate lens and then allowed to illuminate the servo mirror. The final lens has a field 250 $\mu$  wide, which allows the servo mirror to correct over the necessary range. The numerical aperture of the final lens is 0.4. The spot size on the record is less than 1 $\mu$ . A split photodiode under the record provides the radial tracking error signal and rf output for the video and time base correction."

### LASERBEAM/SPLIT

Mr. Hrbek's explanation of the laser beam/split photodiode system indicated how, although the discussion had dealt with pits, the system would also operate just as well if the information were put on the disc in V-shaped grooves. The beam would still have to strike the groove at the precise center for the two diodes to receive equal distribution of power. If the beam were off-center, the unequal distribution between the two diodes would register a corrective signal for the radial tracking servo, through a difference amplifier. The moveable mirror corrects the lateral position of the light beam. (This, then, would permit this system to read discs of other optic systems.)

"Laser light allows low crosstalk between closely adjacent tracks because a very small spot size can be achieved,

# We Offer Our Complements


Modular tape components that complement each other so you can design any customized tape system you need. Heavy duty, reel-to-reel or tape cartridge transports in one, two or four channel configuration complemented by separate record/play or play only electronics. Your choice of tape speeds, options and accessories including remote control.

- You rarely see our tape components because they work behind the scene. They work day

in, day out at broadcasting commercials or monitoring spacecraft, activating machinery and displays, playing background music, repeating announcements or recording scientific research data. They monitor the speed of a train, record patrol car communications or provide the roar of an amusement park dinosaur. They record medical data, log security information and emit high pitched sound for warehouse rodent control. And they serve as court recorders, in

typing pools and dial access systems. They work continuously.

- When you design a custom tape system to record, to monitor or to play, specify reliable Telex tape components. You'll collect the compliments. With our complements. For detailed information please write:



PRODUCTS OF SOUND RESEARCH

**TELEX**  
COMMUNICATIONS, INC.

9600 ALDRICH AVE. SO. • MINNEAPOLIS, MINN. 55420 U.S.A.  
Europe: 22, rue de la Legion-d'Honneur, 93200 St. Denis, France  
Canada: Telak Electronics, Ltd., Scarborough, Ontario

Circle 30 on Reader Service Card

## sound with images (cont.)

subject only to the diffraction limit. Along with the small spot size we get to use all the light, hence optical signal/noise ratio can be unlimited, so to speak . . . Spot sizes of  $1\mu$  or less are achievable with 6328 degrees A light and numerical aperture of 0.4 in.

"Because of the small spot size, we also have to live with a very small depth of focus in such a system, of the order of plus and minus a few microns. To achieve this, we have employed a system developed by Thomson-CSF Research Laboratories in France.

"The flexible disc lies closely adjacent to two dihedral surfaces and takes on the shape of the surfaces. The disc then enters the jaws of the vertical stabilizer which keeps the upper surface of the disc stable to within about three microns. This is achieved by the pressure of the air entrained by the disc and forced into the narrow space within the stabilizer. Since a flexible record had been our goal all along, we have used this system extensively in our experimental work. It eliminates the need for a vertical focus servo while permitting the use of a simple low cost record.

"Let me say at this point that the experimental work on which I am re-

porting here was done in close cooperation with the Research Laboratory of Thomson-CSF, and their contribution was by no means limited to the aerodynamic stabilizer."

## SIGNAL PROCESSING

On the subject of signal processing, Mr. Hrbek's paper says:

"We have used an f.m. carrier which never drops lower than twice the highest frequency, thus avoiding many intermodulation problems. The only signals which we have tentatively placed into the baseband (below the highest video frequency) are a sound channel and the pilot carrier for the time base correction. There is plenty of space for extra sound channels. A transcoder, not unlike those used in video tape equipment, removes the frequency fluctuations from the signal and transfers the chroma to a crystal-controlled 3.58 MHz subcarrier. Let me add that we are experimenting with alternative signal encoding systems, particularly with a view toward reducing transcoder cost."

The feature of a transmissive system (reading through a disc rather than by reflection) is that it can play mechanically cut, hill-and-dale records and that a 6 mil disc pressed on both sides can be played without turning the record over. Crosstalk between the two

sides is not noticeable. The ratio of pit size to record thickness is 300 to 1 and the beam is completely out of focus during its passage through the unused surface. Although it is necessary to record the opposite side backwards, that should be no problem.

"Playing time of about 45 minutes on one side of a 12 in. record are achievable with the increased density (900 tracks per mm). Coupling this with dual-sided recording, 90 minutes of play may be possible on a single disc."

The conclusion of the paper to the SMPTE summed up the system's good points and mentioned some problems.

"The system just described has many advantages. First of all, the transparent, flexible disc is simple, low-cost, and requires no additional processing after stamping. Our stamping yield has been excellent. The optical system is also rather simple, including the lens. There is only a single servo motor. No vertical focusing servo is required. It is possible to play both sides of the record, but even on one side the high density of tracks permits long playing time.

"The system also has its weak points. The flexible disc is easily damaged. Fingerprints are a problem. Clearly, some sort of protection is desirable. The aerodynamic stabilizer does an

# Flexible, solid-state audio switching **NOW under \$10 per crosspoint**

Input-output configurations are virtually unlimited with this modular, building-block solid-state, audio switch. And . . . this flexibility comes at reduced cost.


Starting with a single 8 $\frac{3}{4}$ -inch by 19-inch rack frame assembly, the user can build to a 20-input by 20-output configuration through selection of plug-in switching and amplifier boards.

Still using the same basic frame assembly, other configurations such as 20 by 5, 10 by 20 or combinations in between can be assembled. Greater capacities, including dual inputs or outputs, are just as easy . . . just add.

Control? . . . a snap! pushbuttons, thumbwheels, dials, touch pads . . . even a computer.

Performance is outstanding. Using field effect transistor switching and integrated amplifiers, the Series 8100 handles -6 to +8 dBm levels through its balanced transformerless inputs. Flat within  $\pm 0.15$  dB (20 Hz to 20 kHz)  $\pm 1.0$  dB (1 Hz to 50 kHz), crosstalk (better than 70 dB below output), harmonic distortion (less than 0.15%) and hum and noise (85 dB below maximum output) the 8100 compromises nothing for its flexibility.

Best of all, users will really appreciate the economy. By specifying the initial capability for any remotely-controlled, switched audio distri-



bution network, the buyer saves now and isn't penalized later. High reliability solid-state audio switching costs can be cut to as little as \$10 per crosspoint . . . significantly less than competitive switching systems.

**DYNAIR ELECTRONICS, INC.**  
6360 FEDERAL BLVD., SAN DIEGO, CA. 92114  
PHONE: (714) 582-9211; TWX: (910) 335-2040

**DYNAIR**

excellent job with flat discs but has trouble coping with warped discs. I believe that further work will overcome these difficulties.

"I almost forgot to tell you that this system makes beautiful pictures. Add to this the simplicity of disc and player, and the advantages that all optical systems share: I think you will agree that it seems worth pursuing."

#### CURRENT DEVELOPMENTS

At the AES meeting, Mr. Hrbek brought the system's position up to date. (Remember, the first talk, quoted here, was given early in 1974.) The fingerprints mentioned evidently created a real problem in handling the disc. A shift has been made to work with the reflective method similar to that used by MCA/Philips. (Recall that in the optic methods which use reflection to read the information, the disc is coated with a protective layer to prevent fingerprint problems but still permit reading the pits.)


Mr. Hrbek said that if the video disc system were used for audio, one great advantage, besides increasing the frequency range capability, would be to extend the dB range from the present audio disc top of about 55 dB to equipment capability of about 80 dB. (The video disc was compared to the audio disc during the talk, with the informa-

tion that the video disc was capable of 40 million bits of information/sec., and 15,200 tracks/inch compared to the audio record of 750 tracks per inch.)

Just a closing bit of information also given at the AES that we thought you might like to know if you don't already. Although the TED (formerly Teldec) system is presently available in certain areas of Europe, and distribution will be spreading shortly, it will not make its appearance in the U.S. for a while. Systems made in Europe have outputs compatible with the PAL and SECAM color standards used there. For the U.S., the NTSC system has to be used. The machine has this capability, but for this country, the unit will be built in Japan (by Sanyo, probably) under license agreement. Presently, the system is capable of 12 minutes per side and in a changer there is a delay of about 4 seconds between discs. However, the handling problem is eliminated because the user pushes the disc into the machine in a sleeve which the machine automatically removes, plays the disc and then replaces the disc into the sleeve. Well, that makes the fourth contender, depending on what Zenith decides . . . with RCA and TED on the disc/cartridge system and MCA/Philips and Zenith lining up their lasers. ■

send for

**FREE CATALOG**  
audio accessories



multiswitches

jack panels

A3M  
A3F  
audio connectors



**CALIFORNIA SWITCH & SIGNAL**

A complete line of audio accessories  
OEM Prices • Immediate Delivery  
1009 W. Arbor Vitae, Inglewood,  
California 90301 (213) 776-3554

Circle 33 on Reader Service Card

## Why does Pye Recording Studios use the Amber Audio Spectrum Display?

Amber model 4550  
\$1,800 US List.



Noel Jesudian, Chief Technical Engineer of Pye Recording Studios in London's West End, originally bought the Amber 4550 as an analytical instrument for use in his electronics laboratory.

"We have found however that the unit has an additional role within our newly equipped cutting suites. It has substantially reduced the amount of blank lacquer wastage and increased our productivity. In addition, when clients are present during disc mastering sessions, the unit helps them to relate specific musical activity to potential problem areas."

The Amber 4550 Audio Spectrum Display is being successfully used in more and more studios, disc and cassette mastering facilities and radio and TV stations around the world. Find out why. Contact Amber or your dealer today for a demonstration.

AMBER ELECTRO DESIGN LTD  
1064 chemin du Golf  
MONTREAL QUEBEC CANADA  
H3E 1H4  
(514) 769 2739

**amber**

Circle 34 on Reader Service Card

• Some weeks ago, I was invited to join a small group of tape testers for a visit to the 3M home office, labs and tape plant near Minneapolis/St. Paul. As some folks may have heard, 3M has somewhat outgrown your typical Mom and Pop type of operation. As a matter of fact, they've even got their own air force, and one of their air rescue craft was dispatched to New York to whisk us away from fun city for our three day visit.

Since I lead a very sheltered life (the editor grabs all the good trips for himself), I had never seen a tape manufacturing plant before. Well, he couldn't stop me from seeing this one, since we were *both* invited along. A visit to a tape plant may not be the high point of the social season, but it was certainly an eye opener for me. Over the years, I'd been through enough record pressing plants to realize that the real reason for shrink-wrapping albums was to keep the dirt from falling out of the grooves and contaminating the record shop.

But things are quite different in the tape plant. Cleanliness is almost a

fetish. Even the air pressure is regulated so that any dust particles drift away from the most critical areas and eventually wind up on the secretaries' typewriters, rather than in the oxide bath.

It turns out the 3Mers are all camera shy, maybe because they—and we—were wandering around in those silly looking yellow jackets that they gave out, while our own jackets and coats, presumably covered with unspeakable horrors like lint and dust, were stored away until our exit from the premises. Anyway, it's hard to describe a tape plant in words only, and I'm not even going to try.

But I can describe some of our discussions at the lab on the day before the factory tour. During the course of our visit, 3M's Del Eilers ran some response curves on various types of magnetic recording tape. Especially interesting were some of the results when a cassette recorder, optimized for one type of tape, was used with another type. As all of us incredibly brilliant professional type geniuses know, you can't just throw




Figure 1. Here's that console you saw rising up the building housing the Institute of Audio Research. It's shown in its new classroom home.

any old tape on a machine and expect to get good performance; the tape and the machine have to be matched. But I wonder how many consumers run out to buy the latest super tape and then get confused because—despite the ads—it just doesn't sound as good as the old stuff.

And then sometimes I wonder about the studio engineers who seem to be going mad trying to come to grips with all the new tapes too. What with elevated level test tapes, reference fluxivities, high output formulations and such, there seems to be a lot of

# The Amplifier Tester:

Only one name in headphones—**STAX**—can transduce musical depth to actually tell you which amplifiers are "thin" sounding (some are very expensive) and which amplifiers are "musical" in their sound definition.

**STAX**—a courageous small company dedicated to ultimate high-fidelity. **STAX** Electrostatic Headphones: so definitive they are known as the "Amplifier Testers". Ask for them where the best audio products are tested first—then sold. \$235.00

Exclusively distributed in the USA, with integrity, by  
American Audioport Inc.  
909 University Avenue,  
Columbia, Missouri 65201

American Audioport Inc.  
909 University Ave., Columbia, Mo. 65201



**STAX**  
headphones



## WORAM AUDIO ASSOCIATES

Consultants in Studio Systems  
Engineering, Design and Installation

—offering—

A COMPLETE CONSULTATION  
SERVICE FOR STUDIO  
PLANNING AND  
CONSTRUCTION

FREE-LANCE RECORDING  
SERVICE IN THE  
NEW YORK AREA

212 673-9110  
64 University Place  
New York, N.Y. 10003

confusion going around. To help spread the confusion, let's take a closer look at some of the operating parameters of magnetic recording tape.

### RETENTIVITY

When a tape passes through a magnetic field, it becomes permanently magnetized. Some tapes are magnetized more than others, and the retentivity rating is an indication of the number of flux lines per cross-sectional  $\text{cm}^2$  that are stored on the tape.

So, *retentivity* tells us about the tape's flux density, but it doesn't say much about the tape's performance, since we also need to know how large an area has actually been magnetized.

### REMANENCE

Since the retentivity of a particular oxide formulation remains constant, the actual number of flux lines per linear inch of tape width depends on the depth of the oxide coating. The thicker the coating, the more flux lines pass under the record and playback heads. *Remanence* is a measure of the number of flux lines per quarter inch of tape width. Therefore, the higher the remanence figure, the higher the output level of the tape.

### SENSITIVITY

*Sensitivity* is an indication of a tape's relative output level, as compared to some specified reference tape. Thus—given the same input level—a tape with a sensitivity of +2 will produce an output level 2 dB higher than the standard reference tape.

### HEADROOM

A tape's *headroom* is defined as the difference between standard operating level (+4 dBm) and the 3 per cent distortion point. Thus, if a tape reaches 3 per cent third harmonic distortion when the applied input level is +10 dB, it is said to have a 6 dB headroom.

### HIGH OUTPUT TAPES

These are simply tapes with a higher sensitivity. For a given oxide coating thickness, a greater flux density results in a higher remanence value, and therefore, a higher output level.

### THE CONFUSION FACTOR

As everyone knows, a tape recorder is supposed to be a unity gain device. So, you've just taken your regular test tape and set the tape recorder output level so that the meter reads zero vu. Now you apply a zero vu tone to the input, hit the record button (you *did* remove the test tape, didn't you?) and set the machine's record level so the

meter continues to read zero vu. Unity gain.

Now, someone hands you a role of high output tape. You now hit the record button and the meters go off scale to the right. What happened to unity gain? Well, the tape's more sensitive and so its output is greater. You can restore the unity gain condition by simply turning down the recorder's *output level control*.

Or, maybe you get a tape with greater headroom capabilities. That means you can ram the tape with a higher level signal from your console. It also means that your meters will get bent. So don't do it. Instead, turn your tape recorder's output levels down, so that your standard test tape now indicates about -3 vu. Now, when you record a zero vu signal, the meters will read -3 instead of zero. So, crank the record level to the tape recorder up until the meters read zero again.

Note that in all cases, zero vu in = zero vu out. If you're using Dolby noise reduction, there should be no trouble with alignment, provided the tape recorder has been properly set up in the first place.

### ELEVATED LEVEL TEST TAPES

Elevated level test tapes are now available from several manufacturers. These tapes read about 3 dB higher than the standard test tapes. So you must turn your tape recorder output level down to read zero vu. Then, depending on the sensitivity of the new tape you will be using, the record level is brought up as required to furnish a zero vu output level. Once again, as far as the tape recorder is concerned, zero vu in = zero vu out.

Maybe it helps to think of one role of tape as some sort of amplifier whose gain is unknown. Before and after the amplifier there are potentiometers (the tape recorder's record and playback controls). These pots have been adjusted so that the system gain is unity. Now, the amplifier is replaced by a new one with a different gain. (That is, a different kind of tape is used.) As a result, the system gain changes. But by adjusting one or both of the pots, unity gain can be quickly restored, and as long as this is done, any amplifier (i.e. tape) can be used in the system with a minimum amount of grief. Although for any and every setting of one pot, there is a complementary setting of the other that will produce unity gain, optimum performance is achieved by turning the output level down and/or the input level up. As tapes improve, the output level can be brought further down, and the input level further up—so long as the tape's headroom is kept in mind. ■

## Communications Headsets... ...for whatever the job

Telex 1320 series headsets offers you six models for all general communications requirements, indoor or out. Single or dual dynamic drivers are impervious to environmental humidity or temperature changes. With optional boom mikes, noise canceling dynamic or carbon. Designed for comfort. Dependably made for heavy duty use. Complemented by the compact Telex IC-10, amplified common talk intercom system for dynamic mike headsets. For "whatever the job," please write for free information:




PRODUCTS OF SOUND RESEARCH  
**TELEX**  
COMMUNICATIONS, INC.

9600 ALDRICH AVENUE SOUTH  
MINNEAPOLIS, MINN. 55420 U.S.A.  
Europe: 22, rue de la Legion—d'Honneur,  
93200 St. Denis, France  
Canada: Telex Electronics, Ltd., Scarborough, Ontario

Circle 24 on Reader Service Card

# db new products & services

## CASSETTE TAPE ERASER



● A tiny device called Tape-E-Rase, small enough to be carried in a pocket and weighing seven ounces, erases unwanted tape instantly with a three-to-five twist of the takeup reel spinner. The device requires no batteries or other power. All tracks of the tape are cleared at the same time by an orthogonal unidirectional magnetic field which is idealized with respect to the new signals to be impressed on any of the tracks. Similar erase units which erase larger eight-track tapes, reel-to-reel tapes and videotapes in their cassettes, are also available.

Mfr: Engineered Special Products  
Price: \$9.95.

Circle 50 on Reader Service Card

## SOUND MIXER



● Designed for quality musical reproduction, QM-8A console has eight input channels, continuously variable equalization at four frequencies, panning between pairs of output channels, two echo sends and a separate headphone/cue mix bus. The monitor may be switched to direct line inputs for separate mixdown without disturbing the front panel program or controls; the monitor section includes a talk-back mic and control.

Mfr: Quantum Audio Labs  
Circle 51 on Reader Service Card

## MINI MIXER



● A keyboard musician who uses multiple keyboards can mix and control the outputs sent to his own monitor stacks or p.a. system with this compact device. The Minimix 12/2 offers 12 input/4 output facility. Each input channel has full e.q. and a pan control, as well as a fold-back and echo send. The input sensitivity is -60 dB to +20 dB. The output level is ±20 dB into 600 ohms before clipping.

Mfr: Mavis  
Circle 53 on Reader Service Card

## STEREO POWER AMPLIFIER



● 500 continuous watts per channel with both channels driven from 20 to 20,000 Hz into four ohms at less than 0.25 per cent claimed distortion is delivered by Dreadnaught 1000 amplifier. The unit is designed to drive studio monitor systems, parallel arrays, sound reinforcement and paging systems and other situations which need more than the power necessary to handle 8 ohms or better. The manufacturer claims that the Dreadnaught will supply increasing amounts of power to over 800 watts, to loads all the way down to 2 ohms, with protection circuitry becoming sensitive well below 2 ohms. The unit is of complementary symmetry circuit design, using ten 20-amp epi base power transistors in each output channel.

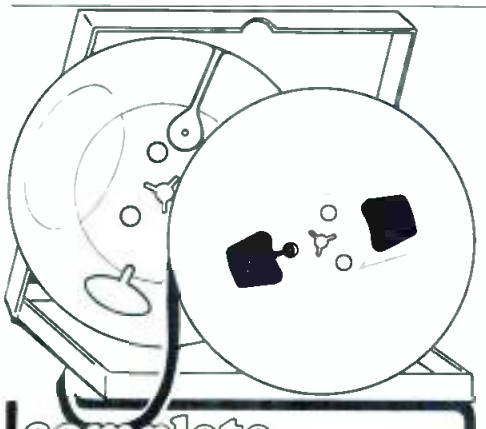
Mfr: Dunlap Clarke  
Circle 52 on Reader Service Card

## CONSOLE INPUT MODULES



● Dual channel, stereo, or monaural broadcasts and/or production console applications are possible with models STM-22 stereo mic input module and STL-22 stereo line input module. Both models utilize the MAP 1731A audio operational amplifier as the active element. Featured are a conductive slide attenuator, preamplification, and switching and control facilities. Independent input to output selection permits left and right inputs to be separately routed to left, right, or to both bus assign switches. The signal can be assigned to either of two output buses, permitting selection of stereo, monaural or combined operation. The modules also offer independent left and right mic trim controls, separate channel on/off switch with provisions for mating logic and on-air control.

Mfr: Modular Audio Products  
Price: STM-22, \$336. STL-22, \$316.  
Circle 54 on Reader Service Card



## complete supplies for reel to reel audio recording

- TAPE** AMPEX and Scotch all professional grades on reels or on hubs
- EMPTY REELS** all sizes, widths and hub types
- BOXES** for all reels, in various colors
- LEADER-, TIMING- & SPLICING TAPES**

Top Quality Competitive Pricing  
Immediate Shipment  
Call or Write for our Catalog

**recording supply corp.**  
1291 RAND RD -DES PLAINES, IL 60016  
312/297-0955

Circle 40 on Reader Service Card

## FREE CATALOG

**HARD-TO-FIND PRECISION TOOLS**  
Lists more than 2500 items—pliers, tweezers, wire strippers, vacuum systems, relay tools, optical equipment, tool kits and cases. Also includes ten pages of useful "Tool Tips" to aid in tool selection.

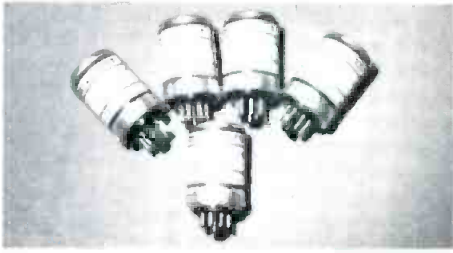


**JENSEN TOOLS**  
4117 N. 44th Street, Phoenix, Ariz. 85018

Circle 43 on Reader Service Card



## OPERATIONAL AMPLIFIER




• OA-427 operational amplifier has been designed for adaptation to a number of amplifier functions: line-amp, mix-amp, buffer-amp, mic pre-amp, etc. The manufacturer claims zero crossover distortion, large power bandwidth, and low noise. The units are packaged in an octal module.

*Mfr: Audio Concepts*

*Price: \$27.50 (1-99)*

*Circle 55 on Reader Service Card*

## REVERBERATION SYSTEM



• Two completely independent reverberation channels are provided by model 4400 reverberation system. Each channel has its own built-in graphic equalizer, allowing the operator to duplicate the reverberant quality of any room. Input levels are monitored by vu meters. Each channel features an in/out switch, input level control, input level meter, four band graphic equalizer, reverberation percentage mix control, and output level control. AutoPad circuitry is used throughout. Dual differential constant current amplifiers are used to drive the delay lines.

*Mfr: Tapco Corp.*

*Circle 56 on Reader Service Card*

## FIBERGLASS RADIAL HORN



• Ninety-degree radial horn BRH90 accepts either 2 in. or 1.4 in. throat drivers. The horn has a 240 Hz flare rate and a 300 square inch mouth area which permits operation as low as 500 Hz. Construction is of one-piece fiberglass.

*Mfr: Community Light & Sound*

*Circle 57 on Reader Service Card*

# PA Whistle Stop

## Model 560 Feedback Suppressor


Microphone howback or whistle, is a common public address system dilemma in lecture halls, meeting rooms, schools and churches. The model 560 Feedback Suppressor can significantly increase the gain before howback in such systems. By tuning the 560's four narrow notch filters to the system's most prominent resonant frequencies, gain can be increased up to 12 dB and intelligibility significantly improved. Each filter is tunable, 60 Hz to 6000 Hz in two ranges. Notch depth is adjustable to 20 dB. Microphone and line-level inputs and outputs permit insertion between mike and amplifier or in line-level circuits.

The 560 can also augment broadband and/or 1/3 octave room equalization. Troublesome microphones or microphone locations may be individually treated, and microphone proximity effects controlled.

The price is low . . . the results are remarkable.

Get one from your UREI dealer.

**UREI**  
QUALITY  
OF COURSE



11922 Valerio Street  
No. Hollywood, California 91605 (213) 764-1500


Exclusive export agent: Gotham Export Corporation, New York

*Circle 32 on Reader Service Card*

## Erase faster

## Erase cleaner

## Erase easier



**Garner Model 70** cuts man-hours spent erasing audio and video tapes. Simple, safe continuous belt operation gives you "hands-off" professional erasures in only four seconds. Handles up to 7" reels, cartridges, and cassettes. Acclaimed by major users, yet priced low enough for the smallest studio or station to afford.



### GARNER INDUSTRIES

4200 N. 48th St.  
Lincoln, NE 68504  
402-464-5911

Circle 39 on Reader Service Card

## products & services (cont.)

### MONITOR SYSTEM



- Both high and low equalization are included for flexible control in the amplifier of the 112TS-2 slant monitor system. The unit features 130 watts (rms at one per cent thd) with infinite dynamic range and will accept any input level from microphones to speaker lines (100 mV - 30V). A sweep filter allows precise feedback control. The slanted enclosures, which are designed to be tilted to three different angles, are tuned and ported with a heavy duty 12-in. speaker and two Piezo super tweeters in each. An attenuating level control is also included.

Mfr: Peavey Electronics Corp.

Price: \$499.50.

Circle 58 on Reader Service Card

### WIRELESS PORTABLE MEETING AMPLIFIER



- Operating on a standard lantern battery, crystal-controlled amplifier model MA-110 is completely portable. It has a single channel receiver/amplifier driving a 6 x 9 oval speaker and separate bass and treble controls. Simultaneous amplification of a wireless microphone (hand-held or lavalier), an auxiliary input for recorder or turntable, and wired microphone is achieved by three independent slide controls. An optional a.c. adaptor for 110 volt operation is available.

Mfr: Edcor

Circle 59 on Reader Service Card

### MULTI-POLE PHONE JACK PLUG/SOCKET



- Designed for use with miniature cable having up to twelve covers plus a screen, Rendar model R414-010-00 opens possibilities for many contact arrangements. The socket can be fitted with make and break switch contacts; electrical contact is made between the plug and socket by a 90 degree clockwise turn of the plug after insertion. A 90-degree anti-clockwise turn releases the plug. A hand locking device preventing the plugs from coming loose due to vibration is optional; the plug cannot be turned in the socket for removal until a button is depressed. The plug is screened via a ground terminal when inserted. This model is one of the Rendar line, including phone jack plugs/sockets with two to twelve contacts; phone jack sockets with isolated auxiliary switching for lamp circuits, etc.; phone jack sockets with changeover contacts; phone jack sockets in sub-miniature, miniature, and standard sizes.

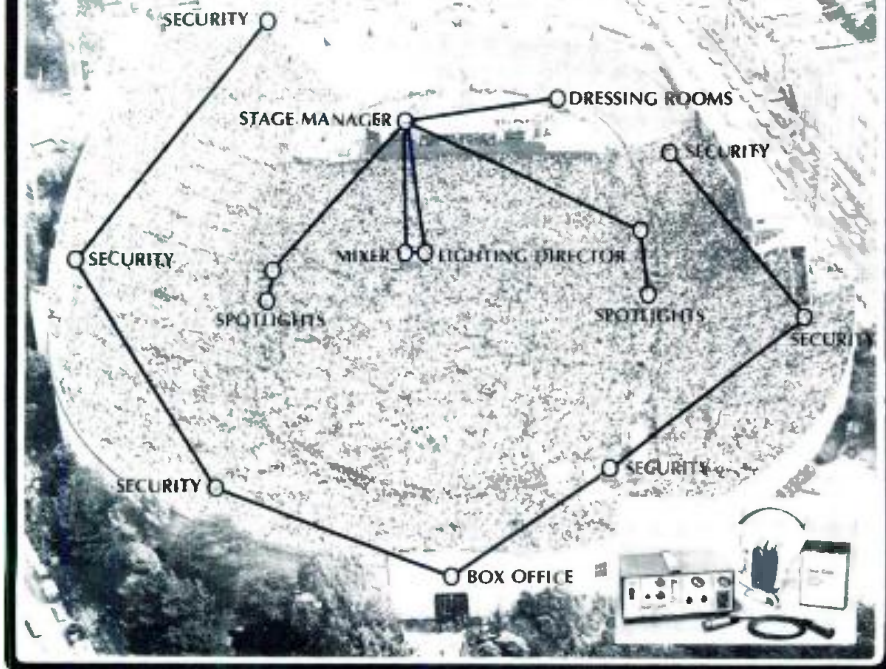
Mfr: Lamb Laboratories, Inc. (Revox)

Circle 60 on Reader Service Card



## Clear-Com

'communication in every event'



A division of Lumiere Productions

759 Harrison Street, San Francisco, Ca. 94107

(415) 989-1130



Clear-Com  
Portable Intercom Systems

Circle 44 on Reader Service Card

## LOW FREQUENCY LOUDSPEAKERS




- 12- and 15-inch monitoring loudspeakers. Gauss models 2831 and 5831, incorporate a dual spider system, rigid 8-spoke frame and 8½-lb. magnet assembly. Model 2831 has a rated power capacity of 150 watts continuous sine wave power, 8 ohms nominal impedance, 43 dB sensitivity, and free air resonance of 19 Hz. Model 5831 has a rated power capacity of 200 watts rms, 8 ohms nominal impedance, 49 dB sensitivity, and free air resonance of 32 Hz.

Mfr: *Cetec Audio*

Circle 61 on Reader Service Card

## THREE-CHANNEL REMOTE MIXER



- Useful for broadcast coverage of remote events, model I.C.B.M.-3 three-channel remote mixer/compressor features individual compression on each microphone channel, plus overall compression to maintain a constant output level. The clipping point is 310 mV (-8 dB). Balanced microphones with any impedance up to 1,000 ohms may be used with no changes. The line output is 600 ohms, balanced. The unit, which is battery-operated, comes with two headphone packs.

Mfr: *H.T.S. Electronics Co.*

Price: \$180.00.

Circle 62 on Reader Service Card

## NOISE-CANCELLING MICROPHONE



- Noise-cancelling capabilities of the model 562 microphone minimize interference from background noise. The unit has a frequency response of 100 to 6,000 Hz. Low impedance possibilities enable it to be used with unusually long lengths of cable. The

mic can be coupled with a high-impedance amplifier input by the addition of a model A95 line matching transformer from the same manufacturer. The unit is designed so that it can be installed in a flexible gooseneck or a general desk stand.

Mfr: *Shure Bros.*

Price: \$55.00.

Circle 63 on Reader Service Card

## AUDIO CONTROL CONSOLE



- Designed for broadcast or discoteque use, sound control model 6440 is a full stereo board that can handle the input from two turntables, one primary microphone, three auxiliary inputs, and one auxiliary microphone. Panel controls have been simplified and enlarged for fast, easy handling.

Mfr: *Micro-Trak Corp.*

Price: \$795.00.

Circle 64 on Reader Service Card

# CBS Technical Series

## PROFESSIONAL TEST RECORDS

STR 100 Stereophonic Frequency Test Record

STR 101 Seven Steps to Better Listening

STR 112 Square Wave, Tracking and Intermodulation Test Record

STR 120 Wide Range Pickup Response Test Record

STR 130 RIAA Frequency Response Test Record

STR 140 RIAA Pink Noise Acoustical Test Record

STR 151 Broadcast Test Record

STR 170 318 Microsecond Frequency Response Test Record

SQT 1100 Quadraphonic Test Record

To order, please write to:

**COLUMBIA SPECIAL PRODUCTS**

51 West 52nd Street

New York, N.Y. 10019

Circle 37 on Reader Service Card

## COMMERCIAL DUPLICATING SYSTEMS

### INSTALLATION AND PREVENTIVE MAINTENANCE TRAINING INCLUDED IN PRICING


Mid Atlantic Service Center

CASSETTE SYSTEMS

199 Davis Avenue

Woodstock, Md. 21163

Phone: (301) 922-8865



**infonics**  
MICHIGAN CITY, INDIANA 46360  
P.O. BOX 1111  
2191 879-3381  
**A  
PHOENIX  
ENTERPRISE  
COMPANY**

Circle 27 on Reader Service Card



Figure 1. The new aluminum blanks are lapped on Capitol's specially designed machine seen in background.



Figure 2. After being lapped perfectly smooth, the aluminum blank is etched and cleaned to provide a hospitable surface for lacquer coating. This is the final cleaning process.

LARRY ZIDE

# From Disc Master to Pressing Plant

*The construction of an acetate master and its subsequent use in the making of a pressing copy are explored in this article.*

WINCHESTER, VIRGINIA is nestled pleasantly in apple orchard country. Within this nearly idyllic setting, Capitol Magnetics has several buildings with diverse but related functions. We will explore them in the order I visited them. First, I saw the building in which the basic materials that go into the highly precise product we know as a lacquer blank come together. Then, I went nearby to another building in which Capitol Records has a pressing plant.

It should also be understood that Capitol is a part of the British giant, EMI, which is headquartered in England. In addition, Capitol manufactures raw tape in Connecticut under a brand name familiar to audio pros: Audio Devices. The tape division also markets to the consumer field, using the Capitol name as a brand. But the Audio Devices name also lives on with the lacquer disc, still known as an Audiodisc.

*Much of the information contained in this article was assembled by Sue Bohle of Capitol's public relations agency, to whom the author is grateful.*




Figure 3. The nitro-cellulose formulation that will form the coating on the blank is blended in these tanks.




Figure 4. The coated discs are dried as they are transported along this temperature- and humidity-controlled tunnel. Entrance is at the far left; this view is from the turnaround position.

### LACQUER COATED MASTER AUDIODISCS

Lacquer-coated master Audiodiscs have been made by Capitol Magnetics Products (then Audio Devices) continuously since 1937. Audiodiscs are being used successfully in all disc mastering applications today, including the latest high-information-density carrier recording methods as employed in discrete 4-channel records and in video discs.

The basic construction of a disc appears deceptively simple. It is just a thin coating of nitro-cellulose lacquer on an aluminum substrate, with a hole in the center. Yet the formidable performance requirements belie this apparent simplicity. It takes a highly critical manufacturing process to produce a disc with the cutting properties and processing requirements of a quality mastering disc.

### ALUMINUM SUBSTRATES

Aluminum substrates, commonly called blanks, are made from a special pure aluminum alloy developed by a major aluminum producer in a joint effort with Capitol Magnetics engineers. This alloy is free from all impurities which could cause undesirable chemical reactions with the lacquer coating and thus contribute to stability or adhesion problems. The blank must be perfectly flat, free from dirt or oils and have a smoothness exceeding two micro-inches (500 angstroms) rms.

Most manufacturers use calendered aluminum blanks as the base for lacquers. Capitol Magnetics precision laps their own blanks, however, creating a totally new surface on the aluminum discs which has proved to be far superior to the surface created by the old process. (See Figure 1)

One of the main incentives for Capitol's development of its own lapping operation was to eliminate former problems with surface imperfections. Because calendering, or *flagging*, as it's usually called, is done by passing the blanks between rollers, surface dirt and gases can be ground down and into the surface of the disc. These imperfections later show up in the finished lacquer. By lapping, a totally new surface is created which is far smoother and is without lines, rolling marks, pits or other imperfections which could degrade the lacquer surface. This surface also results in better adhesion between aluminum and lacquer.

Another important reason for the development of Capitol's lapping machine was for the disc flatness. Absolute flatness is critical if the disc is to have uniform cutting properties. Early tests show that lapped discs are far more




Figure 5. These quality control inspectors examine 100 per cent of the finished lacquers. The room is an environmentally-controlled clean room.



Figure 6. Still in the clean room, the grooved plastic edge is applied to the lacquer disc so that it cannot surface-touch its neighbor when packed.




Figure 7. The last step in the clean room is the punching of the center hole and loading on spindles for final packing and shipping.




Figure 8. The first step toward a finished recording is the spraying of the lacquer with silver to form a reverse image master.

uniform in flatness than the calendered discs used previously.

After lapping, the aluminum disc undergoes an etching process involving five different chemical baths (FIGURE 2). These baths are designed first to remove the lapping compounds and then to prepare the aluminum disc for coating.

The expensive, non-migrating plasticizers used in lacquer production assure excellent stability with age and adverse atmospheric conditions. The extremely smooth texture of the lacquer is of optical smoothness. In fact, the smoothness of a properly cut groove must be so fine, it is impossible to measure with optical microscopes. Studies using a scanning electron microscope should indicate a peak roughness not exceeding two micro-inches (500 angstroms). This assures the finest signal-to-noise ratio of any recording medium.

The lapped, cleaned and dried discs come together with the finished lacquer at the coating machine. The coating operation is housed in an environment-controlled "white room" filtered for class 100 air. This means that the room must have less than 100 particles of debris, all less than 0.5 micron in size, per cubic foot of air. This cleanliness factor is comparable to the critical air standards necessary for space vehicle components or surgical drugs. At no time is the coating surface of the disc touched by human hands. A final bath cleans the blank of all chemicals and debris.

After the blank is completely clean and free of all surface contaminants, it is dried and then enters the coating area.

While aluminum blanks are being lapped, etched and dried, a special nitro-cellulose lacquer formulation is being blended, filtered, refiltered and then de-aerated in a series of large tanks such as are shown in FIGURE 3. Samples are tested hourly to determine the lacquer's chemical purity, composition, viscosity and dispersion and to check aeration. Any lumps or bubbles in this complex mixture must be removed during this process or they will later rise to the surface of the coated disc and cause hot spots and noise when the disc is cut.

An exact balance of ingredients is also required so that the product will perform reliably through all the various electrical and chemical processes that will be done on it during the manufacturing of a record. For instance, a lacquer must not only cut well in the recording studio, but also process well once it has been cut and then sent to a manufacturing plant for plating and creation of *stampers*, metal molds from which millions of records will be made.

### LACQUER COATING

The lacquer formulation is a complex structure consisting of a number of carefully selected and blended ingredients designed to provide the ultimate in cutting quality, lowest noise, best frequency response and reliable metal forming process. The formulation is carefully adjusted to assure a delicate balance between various conflicting requirements: lubricity versus friction, compliance versus stiffness, elasticity versus hardness, flow characteristics versus resistance to groove deformation, and other critical properties.

### DRYING

After the disc has been coated with lacquer, it enters Capitol's drying tunnels (FIGURE 4). Long, slow drying at the correct temperature is necessary to cause the even evaporation of gases and the solvents used in the blending of all materials in the lacquer. Rushed drying at high temperatures would boil off solvents too quickly and create surface variation.

When the lacquer disc is dry, it is placed in a controlled oven to be cured. It is then brought back into the coating room and the process is repeated for the other side.

This entire process is also conducted under class 100 or better air conditions.

### INSPECTION

Now that manufacture is completed, the discs undergo quality inspection (FIGURE 5). Each disc is visually in-

# Top Performers



## The Saki Family Of Magnetic Metal Heads For All Tape Recorders & Duplicators...

is our specialty. From 1-track to 48-track. Customized. New or replacement. Precision-manufactured. A true dollar-saver. Metal heads—and ferrite heads—are what we make. And we're not only experts at it but Number One in the field. Maybe you'd like to call us for a quotation and specifications.

*Saki . . . it means the finest-quality audio heads*



**SAKI MAGNETICS INCORPORATED**

1649 12th Street • Santa Monica, California 90404 • (213) 451-8611

*(A California Corporation)*




Figure 9. The silver master is stripped away from the lacquer, forming the first mold made from the cutting surface. This silver master will now go through an electroplating process to make the next mold. This new mold is the mother.

spected by experienced quality control checkers. They look for flatness, smoothness and a blemish-free surface. All discs which have passed inspection are then punched with a spindle hole (FIGURE 7) and stamped with date, batch, and coding information.

#### PACKAGING

After final inspection, the discs are packaged for shipment. Because of their critical surface, great care is taken to separate each disc and to ensure that no scratches or blemishes will occur during shipment. This is done with a U-shaped plastic edge rim, seen in FIGURE 6, which was wound onto the disc during inspection. The edge rim acts as a wedge, allowing air space between each disc in final packaging.

All packaging used in the shipment of lacquers must be selected for its compatibility with the disc formulation. No chemical changes can be permitted to occur because of the proximity of non-compatible materials.

#### QUALITY CONTROL

Nearly continuous tests are performed on the discs throughout the manufacturing process to ensure batch consistency and quality. Raw materials are evaluated before production is authorized and production discs are sampled and examined for adhesion, lacquer or aluminum defects, drying properties, solvent retention and surface smoothness. Finally, finished discs are examined and then cut under both typical user and more strenuous conditions to determine product quality. Tests detect the degree of static, advance ball scoring, noise versus stylus temperature and other criteria of interest to the cutter, going far beyond user standards.

In addition, discs are regularly sent to a pressing plant to ascertain plating properties.

All these tests not only assure product quality, but also contribute useful information regarding manufacturing improvements. For future reference, test logs are kept on all disc shipments. Finally, Capitol Magnetics constantly requests feedback from recording company sound engineers and platers, which further adds information useful to the improvement of the product.

The completed lacquer then goes to a mastering room, perhaps at Capitol Records, perhaps elsewhere. Once the



Figure 10. Mothers are made in these electroplating tanks. Plating is accomplished by the deposit of nickel on the surface of the master. This nickel mother is a positive of the original lacquer. It will be used to make the final mold, called a stamper, the reverse-image mold that actually is used to press discs. Many stampers can be made from a single mother.

lacquer has been cut, in a manner such as is described elsewhere in this issue, it comes back to a pressing plant such as that is exemplified by the Capitol Records plant in Winchester.

Here, the lacquer undergoes transformation into forms that will end up on the actual presses and from which plastic molds will pour out.

#### SILVER COATING THE LACQUER

Since lacquers themselves will not withstand pressing, a metal mold must be made. Silver is used as the first agent because it will adhere to the lacquer surface, harden, and then peel away in perfect reproduction without harming the original master. It is applied by spraying, as in FIGURE 8, and peeled as shown in FIGURE 9. This silver mold, however, is still not tough enough to withstand high volume record manufacturing demands, so a nickel alloy mold is the next step.

#### PRODUCTION OF A MOTHER

A nickel mold is achieved by electroplating. The silver master is placed in a highly diluted nickel sulfamate solu-



Figure 11. The nickel mother is played on special equipment. Minor groove problems can be corrected by manipulation of the groove wall with a pointed tool.





*Figure 12. Once the stamper has been made, it is cleaned and trimmed and taken to the centering machine with which this worker will punch a center hole. To assure precision in the placing of that hole, she has a microscope equipped with a lined graticule. Following this operation, the stamper is back-sanded, die-punched, and formed to fit mold configuration requirements.*



*Figure 13. One of Capitol's many molding machines. A stamper is being inserted. During operation of the press, a biscuit of vinyl is extruded, labels are applied, and then the biscuit is pressed between two stampers, one for each side of the record, forming the final disc that will be trimmed, packaged, and sold at retail.*

tion at a precise temperature and for a precise amount of time. During this process, the nickel adheres to the master and forms a new mold. This mold is commonly called a *mother* because it will be used to produce the final plate from which records will be made. (FIGURE 10.)

Each mold formed from the original lacquer master must be stripped away from the previous mold, cleaned and trimmed before the next process can take place. In each case, the mold is placed on a revolving turntable and carefully cleaned to remove any stray particles which might have lodged on the surface or in the mold's grooves. Alcohol is used to clean silver masters; jewelers rouge is used for nickel molds.

When the mother is finished, it is sent to the testing area to be checked for sound quality. Using special playback equipment, the quality control inspector listens to the audio signal. If any pops or groove damage are evident, the inspector either rejects the mother outright, or, if the problem is minor, inspects the mother under a special microscope and then makes the repair. (FIGURE 11)

### THE STAMPER

Since molds must be exact copies (in reverse) of the final product, one final step remains. The lacquer master was a positive; the silver mold was negative and the nickel mother a positive. Since the final mold must be a negative, the nickel mother is sent back to electroplating for a final mold, called a stamper because it is later inserted in a pressing machine and used to stamp out records. Several stampers are usually made from each mother because stampers wear down during the manufacture of records. For extremely long runs, such as for a record made by one of the Beatles, as many as 1,000 or more stampers may be used.

After a stamper is made, trimmed and cleaned, it is taken to the centering machine where its record spindle hole is punched, as seen in FIGURE 12. Using a microscope with a graduated screen, a worker determines the

exact center of the mold. At this point in manufacture, the stamper is also back-sanded, die-punched and formed to fit the mold configuration. It is inserted into the stamper as shown in FIGURE 13.

### PRESSING

While stampers are being made in the electroplating area, vinyl compound is being mixed for the final pressing of records.

Bulk resin for the manufacture of vinyl is stored in giant holding silos outside the Capitol plant, then automatically pumped into the compound area, where it is mixed automatically via weight monitoring and then pumped to the pressing machine area.

Vinyl compound is released down through the pressing machine in small lumps known as *biscuits*. Labels are attached and then the stampers clamp down, pressing out a record. Each pressing machine holds two stampers at a time, one for each side of the record. The process is fully automated.

The Capitol Record plant has 48 12-in. pressing machines and is capable of producing more than 90,000 12-in. records a day.

### INSPECTION

Visual and audio inspection is done throughout all pressing runs. Quality control inspectors take record samples from the pressing machines hourly, checking for chemical stain, scratches, nickel peel, dents and damaged grooves.

Each record is also visually inspected after it is taken off the machine. Then the completed record is sleeved and sent to the packaging area.

In the collating area, the sleeved records are inserted into album jackets along with other materials, such as librettos and photos of the recording star. The albums are then shrink wrapped, packaged 25 to a box and prepared for shipment to record stores all over the world. ■

# PLL Modulators For CD-4 Cutting

*PLL simplifies modulation systems used in quadriphonic disc cutting.*

**R**ECENT ADVANCES in discrete quadriphonic disc cutting have included the simplification of the earlier modulation systems through the use of pll (phase-lock loop) technology. Two recent embodiments of this technique are the new Mark III system, designed by the Victor Company of Japan, and in operation at the JVC Cutting Center in Los Angeles, as well as the Quadulator system designed by RCA Records and soon to be in use in their studios as well as in a number of independent studios. The basic principle of the pll system was presented in a paper by Messrs. Bogantz (RCA), Ishigaki (JVC), and Fukui (Matsushita), given at the May 1975 Convention of the AES in Los Angeles. We present here a simplified explanation of this system.

In order to understand fully the simplicity and elegance of the pll solution, let us go back and examine briefly the early modulation technique, the *serrasoid* modulator used in the Mark I and Mark II systems. (The word *serrasoid* derives from the Latin, describing a jagged or sawtooth contour.) Although long appreciated as a modulation technique for f.m. broadcasting, the *serrasoid* approach as of just a few years ago offered the widest range of frequency swing at the low center frequency of 15 kHz (for half-speed cutting). The basic flow is as shown in FIGURE 1.

## PWM WAVE

The audio input for one of the carrier channels is equalized and then fed to a *serrasoid* modulator along with a 45 kHz sawtooth wave form. The output of the modulator is as shown in FIGURE 2. Note that the audio

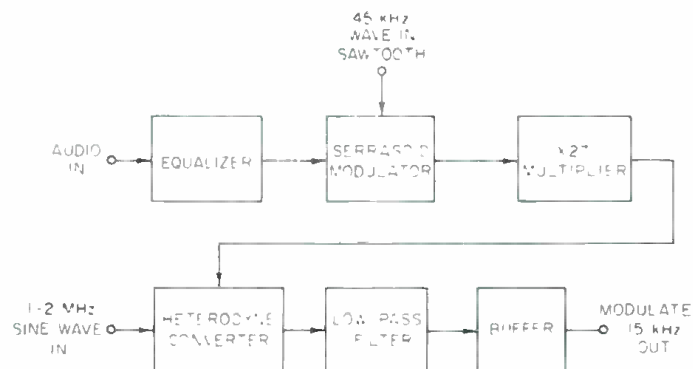


Fig. 1. Block diagram of a serrasoid modulation system.

is added directly to the sawtooth wave form, and a slicing action is performed which yields a pwm (pulse-width modulated) wave.

The first fourier component of this pwm wave constitutes a phase-modulated 45 kHz signal; the deviation of this signal is quite small, and additional processing is necessary to secure the wide swing required for CD-4 modulation. Thus, the 45 kHz pwm wave form is multiplied by 27, yielding a center frequency of 1,215,000 Hz.

It is important to note that in multiplying the frequency up, we have also multiplied its deviation by the same amount. The multiplied signal is then fed to a heterodyne converter, along with a 1.2 MHz signal. This action produces both sum and difference components—the difference components are simply 1.215 MHz - 1.2

John Eargle heads JME Associates audio consultants, of Hollywood, California.

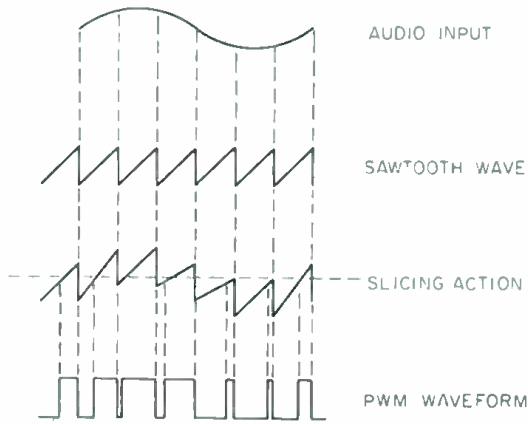


Fig. 2. Wave shaping in the serrasoid modulator.

MHz = 15 kHz. Low pass filtering removes the sum signals, leaving only the difference components as the modulated output. In the heterodyning action, the wide swing is transposed downward, thus providing the large range required.

#### AUDIO FED TO A VCO

The pll technique is shown in FIGURE 3. The path from audio input to modulated 15 kHz output is quite direct; the audio is equalized and fed through a summing junction to a wide-range high-linearity vco (voltage controlled oscillator). The output of the vco is simply the modulated 15 kHz output. There is no feedback path or servo control loop for this action. It is not needed because of the high linearity of the vco.

It is of utmost importance that the center frequency of the vco be maintained *precisely* at 15 kHz. The reason for this is that there are two modulated signals in the groove and there can be no departure from absolute synchronism if proper performance is to be realized. Thus, a phase-lock loop is established in which the center frequency of the vco is referred back to a reference frequency through a phase comparator.

$F_0$  is the reference frequency of 15 kHz and  $N$  has been established as 16; thus the reference frequency divided by  $N$  is equal to 937.5 Hz. The output of the vco is likewise divided by 16 and fed back to the phase comparator. If the center frequency of the vco should shift upward, the output of the phase comparator would be a negative voltage tending to stabilize the vco. A similar action happens if the vco drifts in the other direction.

The purpose of the  $1/N$  division is to stabilize the system for all operating conditions, thus assuring the widest possible modulation index for system operation. In CD-4 cutting, modulation indices often run as high as 90 radians at low frequencies. (Modulation index  $m$  is defined as *frequency deviation divided by the modulating frequency*. For an f.m. system, the modulation index doubles for each halving of the modulating frequency; this accounts for the large index at low frequencies.)

Most of the components used in the pll modulator are convenient and low-cost integrated circuits. The use of the pll principle in modulator design, along with several other system simplifications, has resulted in total system design in which the cost of the modulating package does not exceed \$10,000, quite a reduction compared with the earlier cost of the Mark I system of \$60,000. ■

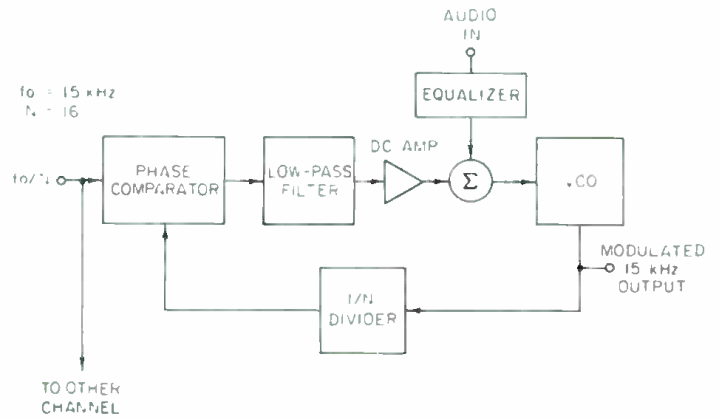


Fig. 3. Block diagram of the pll modulator. The LF feedback loop provides an error signal at the output of the phase comparator when the vco center frequency departs from 15 kHz. The error signal is amplified and fed to the vco, along with the audio input, and the center frequency is corrected.

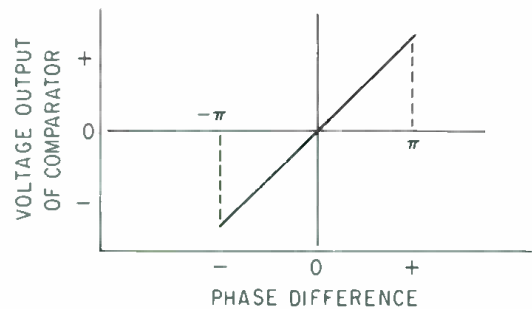



Fig. 4. Characteristics of a phase comparator. The comparator has zero voltage output when there is no phase difference at its inputs. The output can be positive or negative, depending on the angular direction of phase differences at its inputs.



The RCA Quadulator is the complete encoding electronics for cutting CD-4 discs (assuming, of course, that you do have a lathe). This unit is designed for half-speed cutting.



Figure 1. The office shot. Left to right, Leila Greenstone, office manager, Kim Paladino, and Kent Duncan.

# A Visit to a Disc Mastering Studio

*This is a report on our visit to Kendun Recorders in Burbank, California where a most sophisticated disc mastering room exists.*

**K**ENDUN RECORDERS is located on the Burbank flats close on to everything in audio that happens in southern California. But their business has grown into one that is known all over the nation both for the disc mastering service they provide and for their recording studio facility.

## THE RECORDING STUDIO

Kendun has two rooms and a disc mastering area, all clearly evident of the design work of Westlake Audio. As this article is primarily thrust toward their disc mastering, let's have only a brief description of one of the studios. Studio two is new—it features a new Automated Processes board with full provision for later addition of automated mixing capability. The console, a 32-in/24-out model

feeds to one of two 24-track machines, one an Ampex, the other a 3M. There are also Studers for 2- and 4-track work, and a 3M 79 model four-track with dbx and vso for tape delay. Outboard equipment includes an Orban stereo synthesizer, Neve stereo expander, and enough channels of Dolby to handle all the machines.

The studio is a typical (and that means handsome and functional) Tom Hidley room. The inevitable Hidley drum booth is there, of course.

## THE CUTTING ROOM

The studio operation at Kendun is first rate, but this story is about their disc mastering operation which is certainly one of the most sophisticated we've seen. The Hidley woodwork and angles are everywhere and amply dis-

played on our cover, as is one of four Neumann lathe systems, each equipped with the Neumann SAL 74 cutting systems and the TS-66 tracing simulators. The present setup has two lathes in each of two nearly identical rooms—studios 3 and 4 in Kendun's numbering system. The lathes are all fully automated and are capable of producing truly superior disc masters.

Kendun's disc mastering has come, in only a few years, from nowhere to its present position—one of the top four mastering rooms in the country. Along the way, a big help to Kendun was given by the Grammy winner *Innervisions* album by Stevie Wonder. It was a difficult cut, but Kendun did it well, helping thus to share in the engineering Grammy that *Innervisions* won.

Kendun Records is Kent Duncan who is owner, president, and reputed resident slave of the place. He does much of the cutting. Most of the sales to feed those cutters is channeled through Kim Paladino, vice president of marketing and client relations, our hostess during our visit.

But Kent runs the place, and it is perhaps best that he tell the Kendun story for himself.

### THE FACILITY

"How do we do it?" says Kent, "We started with the very best stock equipment available and redesigned and modified it beyond 'state-of-the-art'. Our Neumann cutting systems have had their final output stages modified to deliver nearly double the power and the computers have been improved to better conserve space on the disc and cut a better groove on any given material. We have installed only the highest quality equipment—from our Studer tape machines and our Neumann console and lathes, to a 30-frequency equalizer of our own design.

"What does this mean to the producer? The improved cutting system with more power results in a cleaner sound due to the transient response. The better control of the cut gives us the ability to put more level and/or more time in the same space. Every setting is precisely calibrated and detented for exactly repeatable cutting, an important feature when the master is cut long after the reference discs.

"We have participated in comparative cutting situations with every major cutting installation in the country and I am very pleased with the phenomenal string of successes in this area. In order for established labels to justify the expense of sending mastering to an outside cutting facility, rather than using their label-owned cutting room, we must be remarkably better and as such, we are looked to as the standard setters.

"We provide a full complement of accessory signal processing at no extra charge, including: Dolby, dbx, and Burwen noise reduction. ITI parametric equalization, EMT limiting, Haeco CSG, QS or SQ decoding, echo chambers, and more. All equipment is regularly aligned and maintained to assure trouble-free operation and unparalleled frequency response.

"Equipment, however important, is only as good as the people who use it. So our engineers are more than skilled technicians; they are artists, striving to satisfy the client's needs. Hardly a week goes by when a chief engineer or studio manager from another cutting facility in the country doesn't call to ask our advice on how to deal with such varied problems as standards relating to acceptability of cut, discs, styli, processing problems, choice of equipment, or just plain 'How did you do it?' The answer is having unforgiving perfectionists, using the very best equipment money can buy, that has been modified and improved beyond manufacturing standards, and an uncompromising set of values that may result in the sides being a few hours late, but a rejection rate of under one-eighth of one



Figure 2. Kent Duncan in his more familiar pose, hard at work on a new lacquer master.



Figure 3. The drum booth in the smallest of two studios at Kendun. That's boss-man Kent adjusting a mic at the right. The larger studio, not illustrated, has the classic Westlake raised drum booth.

# DON'T MAKE A SOUND-

There's no place  
for compromise in  
sound duplication.

Tape copies must be made at high-speed and high-volume, but equally important, with high-quality. Gauss Series 1200 Ultra High-Speed Duplicating Systems are designed to do just that. The reason? Such unique features as our horizontal master tape loop bin, which provides gentler tape handling at high speeds, and our exclusive 10 MHz bias recording process which allows truer reproduction of the higher frequency ranges, reduces long wave drop outs and inter-modular distortion. These features and more ensure you of tapes of superior quality.

Totally modular, Series 1200 is available in formats for virtually any requirement. Each 1210 Master Reproducer can drive as many as 20 independent slave units, allowing for increased capacity as it is required.

For monitoring sound quality of duplicated tape in either cartridge or cassette format, Cetec offers its Model 1250B Quality Control Reproducer.

Gauss Series 1200 is the finest tape duplicating system available. If our criteria; high-speed, high-quality, and high-volume are what you're looking for, contact us.

In the meantime, don't duplicate a sound without us.



Remember —  
**GAUSS** quality audio  
products are built by

# Cetec audio

A DIVISION OF CETEC CORPORATION

13035 Saticoy St., North Hollywood, California 91605 • (213) 875-1900

TWX: 9104992669

# without GAUSS!

per cent—unheard of in master cutting. Another answer is that we spared no expense with our four-monitor, acoustically perfect room by Westlake Audio. The sound you hear at Kendun is truly representative of the tape or disc—no hype!

## THE TECHNIQUES

"There's no substitute for a good master tape, but many corrections can be made during the mastering, saving up to a thousand dollars a night in remixing costs. We have had unusual success in correcting problem tapes, doing in one afternoon what would otherwise require many evenings in the mixdown room. Part of our secret is our unique parallel signal processing chain, enabling instantaneous crossfades or switching between different equalization and level structures.

"In addition, each device is really a ganged, two-channel unit, so that any changes in the signal fed to the cutter head are automatically performed on the preview signal that feeds the computer. We even re-program the cutting computers in our Neumann lathes for optimum performance within the parameters of the specific program material. We avoid the convenient shortcuts like rolling off the bottom end, brute-force limiting, or sacrificing level, which are the common outs of lazy mastering engineers.

## THE QUESTION OF TONES

"It never ceases to amaze me that tapes still come to us missing one or more of the usual tones at the head. A tape sent to any cutting room should be assembled as far as the interval between tunes and ready to master. Leaders should be omitted—biased tape is quieter than paper leader across the heads of many mastering machines. Also, omitting paper leaders prevents that common 'pop' when the tape goes into the leader.

"What tones to use:

- 15 kHz to align azimuth
- 1 kHz or 700 Hz for zero level
- 10 kHz for high frequency response
- 50 Hz for low end response

(Some people use 100 Hz; however most machines' low end eq is at 50, and if you use that to align to 100, 50 Hz will often be down 2 or 3 dB.)

"What about Dolby tones? A full set of NAB tones followed by a full set of noise-reduced tones is best. Aligning without stretching tones assumes that all Dolbys are flat, which is a long way from the truth. If the Dolby and machine are properly interfaced, the Dolby tone and the zero tone will be identical. If they aren't, then we know the recordist did not have his system properly aligned and we try to make an educated guess as to whether we should underdrive or overdrive the Dolby in relation to which tones."

## SUMMARY

This kind of dedication and attention to fine detail has not gone unnoticed or unrewarded. Producers wanting the best quality possible in a tape or disc transfer choose to, and even demand, that their records be mastered on this system. Just to quote from the roster of artists who have used the Kendun facility over the most recent past gives us names such as Lily Tomlin, Commander Cody, Dan Fogelberg, the Isley Brothers, Billy Preston, Dionne Warwick, Hot Tuna, Jefferson Starship, Ella Fitzgerald, Oscar Peterson, and more—much more. That's a lot of fine masters—let's hope they all got good pressings. ■

Closing date is the fifteenth of the second month preceding the date of issue.

Send copy to: Classified Ad Dept.

db THE SOUND ENGINEERING MAGAZINE

1120 Old Country Road, Plainview, New York 11803

Rates are 50¢ a word for commercial advertisements.

Employment offered or wanted ads are accepted at 25¢ per word.

Frequency discounts: 3 times, 10%; 6 times, 20%; 12 times, 33%.

## FOR SALE

ONE WAY NOISE REDUCTION for cutting rooms/tape copies; retains highs, rids hiss/surface noise & clicks/pops by a full 10-14 dB and costs \$170 up per channel! Music & Sound, Ltd., 11½ Old York Rd., Willow Grove, Pa. 19090. (215) 659-9251.

Neumann recording console, 18 input, \$14,000 (originally \$35,000). Scully 8-track with remote control, can be expanded to 12 tracks, \$7,000. Neumann lathe with Westrex 2-B mono system plus accessories, reasonable. Pentagon cassette duplicator, reel/cassette, cassette/cassette, \$1,000. Ampex AG-500 stereo, \$1,250. Ampex PR 10 stereo, \$600. Paul. (312) 225-2110.

COLLINS 21 E/M 5 KW a.m. transmitter; good working condition. Was main on-air transmitter; meets proof. \$4,000. KJJJ Radio, 631 N. First Ave., Phoenix, Arizona 85003. Attention: Mr. Lou Burke.

DYNACO RACK MOUNTS for all Dynaco preamps, tuners, integrated amps. \$24.95 postpaid in U.S., \$22.50 in lots of three. Audio by Zimet, 1038 Northern Blvd., Roslyn, N.Y. 11576. (516) 621-0138.

### ATTENTION

MCI 8-, 16-, 24-Track Owners  
MCI SPARE PARTS KITS

A specially assembled kit to provide parts support for the MCI JH-16 recorder in 8-, 16-, or 24-track configurations. Audiotechniques, Inc. has packaged this kit in a handy rigid plastic compartment case with parts index and re-order form. A regular \$385 value, we'll ship it anywhere in the U.S. prepaid for \$325. C.O.D. or check in advance only.

AUDIOTECHNIQUES, INC.  
142 Hamilton Ave.,  
Stamford, Conn. 06902  
(203) 359-2312

MAXELL TAPE. All widths. Write NOW and SAVE! N.A.B. Audio, Box 7, Ottawa, Ill. 61350.

MCI input modules, \$550.00 each. Tested and Guaranteed. Paul. (312) 225-2110.

CORNERS, handles, hard-to-find hardware, much more. Catalog, 25¢. Headtronix, Box 31012, Dallas 7, Texas 75231.

AMPEX SCULLY TASCAM, all major professional audio lines. Top dollar trade-ins. 15 minutes George Washington Bridge. Professional Audio Video Corporation, 342 Main St., Paterson, N.J. 07505. (201) 523-3333.

WHATEVER YOUR EQUIPMENT NEEDS—new or used—check us first. We specialize in broadcast equipment. Send \$1.00 for our complete listings. Broadcast Equipment & Supply Co., Box 3141, Bristol, Tenn. 37620.

MODERN RECORDING TECHNIQUES by Robert E. Runstein. The only book covering all aspects of multi-track pop music recording from microphones through disc cutting. For engineers, producers, and musicians. \$9.95 prepaid. Robert E. Runstein, 44 Dinsmore Ave. Apt. 610, Framingham, Mass. 01701.

FOR SALE: PROFESSIONAL CUSTOM CONSOLE for small, quality four-track studio. 12-in/5-out; complete cue system; matrix monitoring; talkback, pan, 4 echo, 4 speaker monitoring system. All above in beautiful walnut console; Gately components; 6 large API meters; low price. Photograph sent on request. Two years old, mint condition. RBY Recording, 190 Chestnut Dr., Roslyn, N.Y. (516) 621-8211.

ONE STOP  
FOR ALL YOUR PROFESSIONAL  
AUDIO REQUIREMENTS  
BOTTOM LINE ORIENTED  
F. T. C. BREWER CO.  
P.O. Box 8057, Pensacola, Fla. 32505

SPLICE TAPE FASTER, BETTER, BY SHEARING. Experts recommend Nagy splicers. Quality long-lasting instrument. Reasonably priced. Details, NRPD, Box 289, McLean, Va. 22101.

CASSETTE LABELS: 1,000 blank labels, sheeted 6 up or in typewriter roll format, \$9.95. Shipping, \$1.00. TARZAC, 638 Muskogee Avenue, Norfolk, Va. 23509.

CUSTOM CROSSOVER NETWORKS to your specifications; a few or production quantities. Power capacities to thousands of watts; inductors and capacitors available separately; specify your needs for rapid quotation. Also, PIEZO ELECTRIC TWEETERS—send for data sheet and price schedules. TSR ENGINEERING, 5146 W. Imperial, Los Angeles, Ca. 90045. (213) 776-6057.

DUPLICATORS, blank cassettes, recorders, boxes, labels, cassette albums and supplies; lowest prices, top quality. Write for free brochure, "50 Tips for Better Duplication." Stanford International, Box 546, San Carlos, Ca. 94070.

AMPEX AG-300, 4-channel sel-sync recorder. Must sell. Call Eugene Katona (513) 561-5243. 5066 Overbrook, Cincinnati, Ohio 45227.

WILL TRADE SYNTHESIZERS for professional audio and video equipment. New Electron Farm—CBS Buchla synthesizers for: multi-track decks and electronics, amplifiers, monitors, microphones, mixing consoles, etc., video decks, cameras, monitors, etc. Gregory Kramer, Electron Farm, 135 W. Broadway, New York, N.Y. 10013. (212) 349-0098. Los Angeles (213) 396-6339.

CREATIVE CASSETTE & CARTRIDGE LABELS. Custom designed; small and large runs; cassette, cartridge duplication. Omega Audio, 25520 Graham, Detroit, Mich. 48239.

**DISCOUNTS!**  
on  
Disco & Audio Equipment.  
Low Prices on New Equipment  
Amps, Turntables, Mixers & Tape-  
Decks by Thorens, Dynaco, ESS,  
Crown, Technics, GLI, Meteor,  
EEC, Teac & many more.  
Call or Write:  
**US Stereo**  
Route 35, Eatontown N.J. 07724  
201-542-7000

(continued)

## FOR SALE

3/M 16-track tape recorder, M-56, \$14,500. Perfect. Paul. (312) 225-2110.

**DISCOTHEQUE MODULAR SYSTEM** from Dynacord. West Germany, now available in the USA. Contemporary design, equipped with professional multi-channel stereo mixer, amplifiers, frequency-dependent light control and much more. Designed by professionals for the professional. Portable discotheque systems, as well as special speaker cabinets. Ask for complete brochure. Dealer and agent inquiries invited. Exclusively imported by **DISCOTHEQUE-Time-Service, P.O. Box 16049, Seattle, Wa. 98116.**

**LOOKING FOR HIGH QUALITY "PREVIOUSLY OWNED"** (and new) **INDUSTRIAL & PROFESSIONAL AUDIO EQUIPMENT?** *Ohwerke* is involved in the consultation, marketing, brokerage and referral of industrial and professional audio components. All merchandise warranted for ONE YEAR. Call or write **Ohwerke—40 High Street, Guilford, Conn. 06437 (203) 453-5285.**

**PROKITS—SM-6A and SPM-6.** Your best mixer value. Write for literature. **Gately Electronics, 57 W. Hillcrest, Havertown, Pa. 19083. (215) 449-6400.**

**MICROMIXERS—16 inputs, E.Q., monitor mix, mic pad, mute, etc. P.A. and stereo versions.** Write for literature. **Gately Electronics, 57 W. Hillcrest, Havertown, Pa. 19083. (215) 449-6400.**

**TOURING SOUND SYSTEMS; 2-, 4-, and 8-track studios.** Disco Sound, Cerwin Vega, BGW, Altec, Shure, AKG, Tapco, Dyna, Revox, E-V, Beyer, Cetec, etc. **K&L Sound Service, 75 N. Beacon St., Watertown, Mass. 02172. (617) 787-4072. Attention: Ken Berger.**

**B.B.C. REFERENCE MONITORS, PRE-EQUALIZED J.B.L./Altec monitors; Dahlquist phased arrays; I.M.F. transmission lines; Infinity electrostatics; Crown/McIntosh 16<sup>1/2</sup>/bridged bi-amps; Scully/Revox A-700 recorders; Micmix/Parasound/Multi-Track reverbs; Eventide flangers/omnipressors; Lexicon digital delays; dbx/Burwen N.R. companders; Little Dipper hum/buzz notch filters; Cooper Time Cube echo send; moving coil Denon/Ortofon; B&O/Rabco straight line arms/cartridges; Studer/AKG/Sennheiser condensers; Beyer ribbons, U.R.E.I. comp/limiters/crossovers; Gately pro-kits; Q.R.K. turntables; White equalizers; 1000s more.** **Music & Sound, Ltd., 11½ Old York Rd., Willow Grove, Pa. 19090. (215) 659-9251.**

→ All Shipped Prepaid + Insured ←

**FREE CATALOG & AUDIO APPLICATIONS**



**CONSOLES  
KITS & WIRED  
AMPLIFIERS  
MIC., EQ, ACN,  
LINE, TAPE, DISC,  
POWER  
OSCILLATORS  
AUDIO  
TAPE BIAS  
POWER SUPPLIES**

**OPAMP LABS INC.**  
1033 N. SYCAMORE AVE.  
LOS ANGELES, CALIF. 90028  
7251 934-3566

**PERFORM REAL TIME AUDIO ANALYSIS** with your oscilloscope! Just add the new **ARA-412 Acoustic Response Analyzer—\$1,450.** Write for free data sheet: **Communications Company, Inc., 3490 Noell St., San Diego, Ca. 92110.**

**A FEW competitively priced used Revox A77 decks available.** Completely reconditioned by Revox, virtually indistinguishable from new and have the standard Revox 90-day warranty for rebuilt machines. Satisfaction guaranteed. Example, A77 with Do'ny, \$675, plus shipping. Write requirements to **ESSI, Box 854, Hicksville, N.Y. 11802. (516) 921-2620.**

**THE LIBRARY . . . Sound effects recorded in STEREO using Dolby™ throughout. Over 350 effects on ten discs, \$100.00.** Write, **The Library, P.O. Box 18145, Denver, Colorado 80218.**

**MCI . . . DOLBY.** Two great names! Two great products! For authorized factory representation in the progressive Midwest, contact: **Jerry Milam, Milam Audio Co., 1504 N. 8th St., Pekin, Ill. 61554. (309) 346-3161.**

**INFONICS DUPLICATORS!** For a bunch of reasons, you can't afford not to consider Infonics Duplicators — especially since factory installation and training are included in the list price. **INFONICS DUPLICATORS, (219) 879-3381.**

**MAJOR U.S. SOUND SERVICE.** Annual inventory turnover; \$300,000 inventory available for immediate delivery. Write for detailed listing of industrial and musical sound equipment. **Stanal Sound, Ltd., 816 E. 25th. P.O. Box 396, Kearney, Nebr. 68847. (308) 237-2207.**

**NEW MODELS:** Ampex AG440C 2-track, servo capstan motor; Scully 280B; used AG440Bs; used Scully 280, 8-track, new heads, in console, excellent condition; Sennheiser mics. Immediate delivery from stock. **Malaco Recording, Jackson, Miss. (601) 982-4522.**

**\$2 MILLION USED RECORDING EQUIPMENT.** Send \$1.00 for list, refundable, to **The Equipment Locator, P.O. Box 99569, San Francisco, Ca. 94109. 94109.**

**ONE SPECTRASONIC 601 limiter; 4 Bozak CMA-2-80 amplifiers; one Philips delay EL6911-02; 4 Bozak CM109-23-AW speakers; 2 Bozak CM109-23-W speakers; 2 Bozak CM109-8 speakers; 5 AKG D202 microphones; one Bozak CMA-10-1 preamp and mixer. Herbert Weissenstein, N.Y. Philharmonic, New York, N.Y. 10023. (212) 787-3700.**

**AMPEX 300, 352, 400, 450 USERS—**for greater S/N ratio, replace first playback stage 12SJ7 with our plug-in transistor preamp. For specifications, write **VIF International, Box 1555, Mountain View, Ca. 94042. (408) 739-9740.**

**AUDIO BEEPER,** new low cost model for all audio-visual systems. Call or write **C-TRONICS, P.O. Box 84, East Brunswick, N.J. 08816, (201) 254-9487.**

**ORTOFON DYNAMIC MOTIONAL FEEDBACK** mono disc cutting systems. Complete with drive, feedback, and feedback-playback monitor amplifiers and cutterhead. All systems guaranteed. Spare cutterheads available for exchange/repair. **Albert B. Grundy, 64 University Place, New York, N.Y. 10003. (212) 929-8364.**

**ELECTRO-VOICE SENTRY PRODUCTS.** In stock: Sentry IV-A, Sentry III, and Sentry II-A monitor loudspeaker systems for professional monitoring and sound reinforcement. Immediate air freight shipment to any N. American destination. **National Sound Company, Ft. Lauderdale, Florida. (305) 462-6862.**

**TUNED ROCK P.A.s.** Customized high intensity touring/permanent installation sound systems, including narrow band (5Hz!) feedback suppression, detailed regenerative response Acousta-Voicing/environmental equalization ( $\pm 1$  dB at your ears), room design / measurement / treatment  $\leq 15\%$  articulation loss of consonants; **1000s** of customized professional products, including fiberglass horns, consoles, comp/rms/peak limiters, 18 dB continuously variable electronic crossovers, digital/acoustic delays, omnipressors, flangers, reverb, echo, doubling/tripling effects, P.A. noise reduction; piezo transducers; frequency shifters from J.B.L./Altec pro, Tascam, U.R.E.I., Eventide, Gately, Studer, Beyer, Crown, Community, Mom's Audio, McIntosh, Bozak, Allen & Heath, Gauss, Cetec, Electrodyne, Multi-Track, Parasound, White, etc. All shipped prepaid/insured. **Music & Sound, Ltd., 11½ Old York Rd., Willow Grove, Pa. 19090. (215) 659-9251.**

**Inventors/Engineers**



**BODE FREQUENCY SHIFTERS**  
... SINCE 1963

Advanced designs for electronic music studios, rock bands, and high quality p.a. systems. Introducing new signal processors and modifiers. For details, including prices and delivery, contact

**Harald Bode**  
**Bode Sound Company**  
1344 Abington Pl.  
N. Tonawanda, N.Y. 14120  
(716) 692-1670

**STUDIO SOUND**—Europe's leading professional magazine. Back issues available from June '73 through June '75. \$1 each, postpaid. **3P Recording, P.O. Box 99569, San Francisco, Ca. 94109.**

**PATCH CORDS**, new 3 ft. Switchcraft tip-ring-sleeve (PJ-051R). Commercial overstock makes these available at \$5.25, which is below dealer cost. No minimum, dealers welcome, satisfaction guaranteed. Shipped prepaid or C.O.D. **Kapes Audia Supply, P.O. Box 27284, River Station, Rochester, N.Y. 14627.**

**AVAILABLE SERVICES.** Milam Audio Co. specializes in every phase of professional studio wiring, from complete systems to individual pre-wired parts and components. Available from stock: patch bays, custom mic panels, multi-paired cabling and harnesses, etc. **Milam Audia Co., 1504 N. 8th St., Pekin, Ill. 61554. (309) 346-3161.**

**ELECTRO SOUND-VIEWLEX** cassette duplicators: monaural, all pushbutton 15 i.p.s. speed, duplicate a C-60 in four minutes. Latest Mark I model with one master, two copiers. Brand new in factory-sealed cartons. Original price, \$1,395; only \$490 while they last. Also, 4-speed manual record players in large portable wooden carry case with built-in speaker. Originally designed to accommodate projector; ideal for special applications. \$40 each. Contact **Dan Shecter, Viewlex Audia-Visual, Inc., Broadway Avenue, Halbraak, N.Y. 11741. (516) 589-6600.**

**MONITOR EQUALIZERS** for your Altec & J.B.L.s are a steal at \$75/channel

+  
**FREE ROOM EQUALIZATION** with purchase of 1/3 octave filters. This is not a misprint. **Music & Sound, Ltd., 11 1/2 Old York Rd., Willow Grove, Pa. 19090. (215) 659-9251.**

→ **S.M.E. Damping Mods—\$30.00** ←

**CENTRAL MUSICIANS' SUPPLY.** Instruments and sound equipment for the professional. All major brands; sound reinforcement systems custom designed; home studio recording equipment. See our pricelist before you buy. **DJ's Music Limited, 1401 Blanchan, La Grange Park, Ill. 60525. (312) 354-5666.**

**PROFESSIONAL CASSETTE DUPLICATION**, any length, stereo or mono., any master acceptable., Dolby. **Cantor Productions, 26 W. Nottingham Rd., Dayton, Ohio 45405. (513) 277-6571.**

**DECOURSEY ELECTRONIC CROSSOVERS**

Complete with plug-in Butterworth filters of your specified frequencies and with 6, 12, or 18 dB/octave attenuation; regulated power supply; bi-amp or triamp for monaural, stereo, or quadriphonic systems. Other options: electronic summer for single woofer stereo; VLF noise filters. For OEM and home builders: Series 500 and 600 Hi-pass and Low-pass filter pairs. Also regulated power supplies. Write for brochure. **DeCoursey Engineering Laboratory, 11828 Jefferson Blvd., Culver City, Ca. 90230.**

**TASCAM REVERBS**—\$500; Tascam mixing consoles—\$2,350; Tascam 1/2-inch recorders; \$1,990; Tascam 8-track recorders—\$3,490. All shipped prepaid/insured, including free alignment/equalization/bias/calibration. **Music & Sound, Ltd., 11 1/2 Old York Rd., Willow Grove, Pa. 19090. (215) 659-9251.**

→ **Nate Special Prices** ←

**USED CASSETTE DUPLICATORS.** Many brands and models to choose from. All rebuilt and warranted. Infonics, Recordex, and Pentagon. Write for list and specs. **Tape and Production Equipment Company, 2080 Peachtree Industrial Court, Atlanta, Georgia 30341.**

**NEW YORK'S LEADING PRO AUDIO/VIDEO DISTRIBUTOR** for audio, video, broadcast, public address, and hi-fi systems; representing over 200 audio/video manufacturers, featuring such names as Ampex, Scully, Tascam, Sony, J. B. Lansing, Neumann, Altec, McIntosh, AKG, Dynair, T.V. Microtime, UREI, 3M, and other major brands; the largest "in stock" inventory of equipment, accessories, and parts; competitive discount prices; factory authorized sales, service, parts, systems design, installation. Write for free catalog! **Martin Audia/Video Carparation, 320 W. 46th St., New York, N.Y. 10036. (212) 541-5900.**

**EMPLOYMENT**

**AUDIO ENGINEER**, S. California systems engineer with electronic contracting experience. Education and experience in audio, acoustics, project management/implementation, and circuit design. Submit resume and salary history to: **Contractor, Box 721, Van Nuys, Ca. 91408.**

**FILM MIXER-RECORDIST** desires to relocate to West Coast area. Thoroughly experienced in 16 and 35mm mixing, re-recording, optical recording, music scoring, and location dialogue recording; also in studio and equipment design. I have a complete 16/35mm mixing studio and location equipment ready to move with me, if desirable. References, resume, and sample reel available. Write in confidence to **Box 121, db Magazine, 1120 Old Country Rd., Plainview, N.Y. 11803.**

**PROFESSIONAL RECORDING PERSONNEL SPECIALISTS.** A service for employers and job seekers. Call today! **Smith's Personnel Service, 1457 Broadway, N.Y.C. 10036. Alayne Spertell. (212) WI 7-3806.**

**EXPERIENCED MIXER/ENGINEER**, formerly with Wally Heider Recording and top Nashville studios, seeking to relocate, preferably in a smaller city. Strong musical background and managerial experience. Call **(916) 362-2863.**

**ELECTRONIC ENGINEER (COMMUNICATIONS).** BSEE or AAS with experience. Design and project management position in reinforced sound, recording, and broadcast audio systems. Send resume to: **Hoppman Carparation, P.O. Box 1463, Springfield, Va. 22151. EEO-M/F.**

**EXPERIENCED, MATURE AUDIO EDITOR** with following wanted for busy mid-town a/v and radio production studio. Do your own thing and handle overflow from our main facility. Will consider percentage, sublet, and/or hr./mo. deal. **Box 12, db Magazine, 1120 Old Country Rd., Plainview, N.Y. 11803.**

**EXPERIENCED MUSIC MIXER**

For major N.Y.C. studio, expanding staff. Send resume to **Box 11, db Magazine, 1120 Old Country Rd., Plainview, N.Y. 11803.**

**REPAIR**

**SCHOEPS (TELEFUNKEN) VACUUM TUBE CONDENSER MICROPHONES REPAIRED.**  
Original factory parts & factory calibration of capsules.  
Models CM51, 61, 66; M201, 221, MK24, 26 etc.

**ALBERT B. GRUNDY**  
64 University Pl., N.Y., N.Y. 10003  
(212) 929-8364

# db people/places/happenings



PABST



WEISMANN



DE RADO



AMADOR



ALEXANDROVICH



GORDON

● **Robert D. Pabst** has been appointed executive vice president and general manager of **Electro-Voice, Inc.** of Buchanan, Michigan. Mr. Pabst will relieve E-V president **Philip Garnick** of some of his responsibilities so that Mr. Garnick may devote himself further to the affairs of the parent company, **Gulton Industries**. Mr. Pabst was formerly with **Litton Dental Products**.

● **William W. Weismann** has been promoted to the position of retail branch sales manager of ten western states for **3M Company's** Magnetic Audio/Video Products division. In this newly created position, Mr. Weismann will be regionally responsible for the sales of Scotch and 3M brand retail products, and located in Los Angeles.

**Ampro Corporation** has moved to larger quarters, with expanded assembly, testing, and storage facilities. Their new address is 850 Pennsylvania Blvd., Feasterville, Pa. 19047. Their telephone number is (215) 322-5100.

● **Teac** tape recorders will be permitted to offer **dbx** noise reduction under the terms of a license agreement with the **dbx** firm. The system used will be the same 2:1 double ended compression/expansion configuration presently sold as an outboard accessory by **dbx**.

● Two new representatives for the recorder care products division of **Nortronics, Co.**, of Minneapolis, have been appointed. **James H. Podolny Company**, Medina, Ohio, will service western Pennsylvania, West Virginia, and Ohio. New representative for northern California is **Moulthrop Sales, Inc.**

● Two new officers, filling unexpired terms, have been elected by the **Institute of High Fidelity**. **George De-Rado**, of **Teac Corporation**, has been elected president, filling the term of **Herb Horowitz** until June, 1976. **Victor Amador**, of **Audio Dynamics Corporation**, will serve as a board member until June 1977, filling the unexpired term of **Alan Novick**.

● An additional interpretation of the audio amplifier rule for the high fidelity industry has been incorporated in a letter addressed to **Leonard Feldman**, technical director of the **Institute of High Fidelity**, and signed by **Carthon E. Aldhizer** of the division of special statutes, **F.T.C.** The letter states, in part: "... use of the automatic recycling methods, ie., permitting a piece of equipment to recycle (thermally cut off or on) automatically until 'on time' of one hour is accumulated is not inconsistent with the language of Regulation 3(c) testing and would therefore constitute compliance with the rule. Where thermal build-up presents a problem at the point of 3(e) testing, tests may commence at, for example, 250 milliwatts to permit cooling." This section of the rule (3c) requires that amplifiers deliver one third of their rated power output for one hour before measurements are made to determine final publishable power ratings.

● Three new national sales managers have been appointed by **Cetec Audio** of North Hollywood, California, to head up the sales of their principal products. **Robert Slutske** will be national sales manager in charge of **Cetec** consoles and audio components. **Thomas D. Carlile** will head the marketing of **Gauss** loudspeakers, and **Gerald Chapman** is responsible for **Gauss** high-speed tape duplication

equipment. Mr. Slutske comes from **Skirpan Lighting Control Corporation**, Mr. Carlile from **JBL**, and Mr. Chapman from **Electro-Optical Mechanisms**.

● **George Alexandrovich** has been appointed vice president, field engineering and professional products manager for **Stanton Magnetics**, of Plainview, N.Y. Mr. Alexandrovich, who comes from **Fairchild Sound Equipment**, is a well-known designer and writer, familiar to readers of **db**.

● Appointment of **S. L. "Sid" Gordon** to the position of national sales manager has been announced by the **Fanon** div. of **Fanon/Courier Corp.**, of Pasadena, Ca. Mr. Gordon was formerly president of the **Southwest Marketing Company**.

● **Bettan Sales Inc.** of Flushing, N.Y. has increased its staff of sales representatives with the addition of **Jonathan Nelson**. The firm serves the metropolitan New York area.

## MOVING?

Keep **db** coming without interruption!  
Send in your new address promptly.

Enclose your old **db** mailing label, too.

Write to:  
Eloise Beach, *Circ. Mgr.*  
**db Magazine**  
1120 Old Country Rd.  
Plainview, N.Y. 11803



## Standing Room Only for SR



Shure's SR auditorium-size professional sound reinforcement componentry is probably the only equipment that's been field-proved in Opryland, Las Vegas and Moscow. The SR's modular flexibility has proved its adaptability in outdoor rockfests, theaters, amusement parks, and on the road with many of the world's popular entertainers. Best of all, the SR's rugged durability and enormous power potential make it the expandable sound investment of a lifetime. SR components can be used as a system, or inserted as *individual links within a system of quality componentry in virtually unlimited combinations*. For our "SR Sound Ideas" application guide, as well as the complete new SR catalog, write:

Shure Brothers Inc.  
222 Hartrey Ave., Evanston, IL 60204  
In Canada: A. C. Simmonds & Sons Limited




Manufacturers of high fidelity components, microphones, sound systems and related circuitry.

Circle 12 on Reader Service Card

**THE GREAT CONSOLE**

# **MYSTERY**



Auditronics solved the "Perfect Console" mystery that faced 8-track studios. Before Grandson II, smaller studios wanting an update to 8 or 16 tracks had little to choose from.

Now our second Grandson offers full 8 or 16 track capability with up to 24 mixing positions at a price that will fit your budget.

Get the fully professional Grandson II and Auditronics working for you.

 **auditronics, inc.**  
P. O. Box 12637 • Memphis, Tenn. 38104 • 901/276-6338

*Circle 11 on Reader Service Card*