



Education  
is...hanging around  
until you've caught on.

-Robert Frost

ACHIEA44B1NFRI6 02 DB  
CHIEF ENGINEER  
STATION KTWD  
4617 N FRACE  
TACOMA  
WA 98407  
JAN79  
\*\*\*\*\*

# OTARI

## From Otari for uncompromising recordists. MX5050-2SHD designed for peerless two-track quarter-inch masters.



**I**t's an exception of compact recorders. Specially designed for critical professional applications from the ground up. It leaves nothing to be desired. 68dB signal-to-noise and greater-than-60dB crosstalk. Variable speed DC-servo capstan motor for less than 0.05% wow/flutter and  $\pm 7\%$  pitch control. +19dBm headroom before clipping. Motion sensing control logic. Front panel edit and cue; stepless bias adjustability; built-in test and cue oscillator; all front accessible. 600 ohm, +4dBm or -10dBm fixed-level output and XLR connectors. Remote controllability for all transport functions. In short, it's a sheer professional masterpiece to produce desired 15 or 7-1/2 ips masters.

The performance and reliability have been fully proven since its original version was introduced in 1973, in more than one thousand practical applications by broadcasters, studio recordists, audio-visual professionals and musicians all over the world. For the full story of this unique and compact professional machine, ask anyone who uses it or get in contact with your nearest Otari distributor.

Please send me details on  
MX5050-2SHD

Name

Company

Address

db

Japan: Otari Electric Co., Ltd., 4-29-18 Minami Ogikubo, Suginami-ku, Tokyo 167, Japan  
Canada: Noresco Manufacturing Co., Ltd., 100 Floral Parkway, Toronto, Ontario M6L 2C5

U.S.A.: Otari Corporation, 981 Industrial Road, San Carlos, California 94070

Circle 10 on Reader Service Card

# db Bookcase

Please indicate the number of copies of each title you want and enclose check or money order for the total amount. In New York State, add applicable sales tax. Outside U.S.A. add \$1.00 per book. Allow several weeks for delivery. Address your order to:

**Sagamore Publishing Co.**  
1120 Old Country Road  
Plainview, New York 11803

Quan.	Quan.	Quan.	Quan.	Quan.
___ 1	___ 10	___ 19	___ 28	___ 37
___ 2	___ 11	___ 20	___ 29	___ 38
___ 3	___ 12	___ 21	___ 30	___ 39
___ 4	___ 13	___ 22	___ 31	___ 40
___ 5	___ 14	___ 23	___ 32	___ 41
___ 6	___ 15	___ 24	___ 33	___ 42
___ 7	___ 16	___ 25	___ 34	___ 43
___ 8	___ 17	___ 26	___ 35	___ 44
___ 9	___ 18	___ 27	___ 36	___ 45

Total payment enclosed \$\_\_\_\_\_ (Include N.Y.S. sales tax if applicable, or \$1.00 per book foreign.)

Name \_\_\_\_\_

Address \_\_\_\_\_

City, State, Zip \_\_\_\_\_

**4. Noise Control.** *M. Rettinger.* Revised and enlarged into a separate volume. Covers noise and noise reduction, measurement and control. Several graphs and charts. 1977. App. 400 pages. **\$22.50**

**1. The Technique of the Sound Studio.** *Alec Nisbett.* A handbook on radio and recording techniques whose described principles are equally applicable to film and television sound. 60 diagrams, glossary, index. 264 pages. Clothbound. **\$14.50**

**2. Sound Recording.** *John M. Eargle.* A graphic, non-mathematical treatment of recording devices, systems and techniques, and their applications. Covers psychoacoustics; physical acoustics; console automation; signal processing; monitor loudspeakers; basic microphone types; audio control systems; stereophonic and quadraphonic sound; magnetic and disk recording; and devices used to modify basic recorded sounds. 320 pages. **\$16.95**

**38. Television Broadcasting: Equipment, Systems, and Operating Fundamentals.** *Harold E. Ennes.* An extensive text covering fundamentals of the entire television broadcasting system. Discusses NTSC color systems, camera chains, sync generators, recording systems, mobile and remote telecasts, tv antenna systems. Excellent for new technicians and operators and as a source of valuable reference data for practicing technicians. Tables, glossary, exercises and answers. 656 pages. **\$16.95**

**39. Reference Data for Radio Engineers.** *ITT Staff.* 5th Ed. The latest edition of one of the most popular reference books for radio and electronics engineers, as well as for libraries and schools. Complete, comprehensive reference material with tables, formulas, standards and circuit information. 45 chapters, 1,196 pages with hundreds of charts, nomographs, diagrams, curves, tables and illustrations. Covers new data on micro-miniature electronics, switching networks, quantum electronics, etc. **\$30.00**

**24. Basic Electronic Instrument Handbook.** *Edited by Clyde F. Coombs, Jr., Hewlett-Packard Co.* A one-volume time- and effort-saver offering a basic reference background for all instruments. Here's complete information on how to get the greatest benefit from available devices, how to buy the best instrument for specific needs. Reduces chances of costly errors. An excellent source for the beginner, technician, non-electrical engineering scientific and technical personnel. 800 pages. Hardbound. **\$32.50**

**20. The Audio Cyclopedia (2nd ed.).** *Dr. Howard M. Tremaine.* Here is the complete audio reference library in a single, updated volume. This revised edition provides the most comprehensive information on every aspect of the audio art. It covers the latest audio developments, including the most recent solid-state systems and integrated circuits, and spans all subjects in the fields of acoustics, recording, and reproduction with more than 3,400 related topics. Each topic can be instantly located by a unique index and reference system. More than 1,600 illustrations and schematics help make complicated topics masterpieces of clarity. 1,760 pages. Hardbound. **\$39.95**

**25. Operational Amplifiers-Design and Applications.** *Burr-Brown Research Corp.* A comprehensive new work devoted entirely to every aspect of selection, use, and design of op amps — from basic theory to specific applications. Circuit design techniques include i.c. op amps. Applications cover linear and non-linear circuits, A/D conversion techniques, active filters, signal generation, modulation and demodulation. Complete test circuits and methods. 474 pages. **\$24.50**

**31. Solid-State Electronics.** *Hibbard.* A basic course for engineers and technicians, and an extremely practical reference book for anyone who wants to acquire a good, general understanding of semiconductor principles. Features questions and answers, problems to solve. 1968. 169 pages. **\$16.50**

**16. Magnetic Recording.** *Chas. E. Lowman.* A valuable reference guide to the technology of magnetic recorders used in audio recording, broadcast and closed-circuit TV, instrument recording and computer data systems. Includes the latest information on cassette and cartridge recorders; TV recorders; direct and FM signal electronics from low to wideband; servo-control and signal record/playback circuitry; capstan, reel, and head-drum servos for longitudinal, rotary, helicalscan, and disc recorders. Glossary, index, bibliographical information. 274 pages. **\$22.50**

**37. Television Broadcasting: Systems Maintenance.** *Harold E. Ennes.* A thorough treatment of modern television maintenance practice, covering maintenance of the tv broadcasting system from switcher inputs to antenna. Discusses theory and operation of systems, tests and measurements, including proof of performance for both visual and aural portions of the installation. 624 pages. **\$16.95**

**5. Sound Recording Practice.** *John Borwick.* Comprehensive handbook designed for the user of studio and electronic equipment. Articles by British experts on the studio and control room; on recording techniques for speech, drama, classical, etc.; special problems of broadcasting, television, disc and tape manufacture. 1976. 440 pages. **\$35.15**


**3. Acoustic Design.** *M. Rettinger.* New, THIRD edition, completely revised. Covers room acoustics and room design, with many practical examples. 1977. 287 pages. **\$19.50**

**33. Noise Reduction.** *Beranek.* Designed for the engineer with no special training in acoustics, this practical text on noise control treats the nature of sound and its measurement, fundamentals of noise control, criteria, and case histories. Covers advanced topics in the field. 1960. 752 pages. **\$32.85**

**28. Environmental Acoustics.** *Leslie L. Doelle.* Applied acoustics for people in environmental noise control who lack specialized acoustical training, with basic, comprehensible, practical information for solving straightforward problems. Explains fundamental concepts with a minimum of theory. Practical applications are stressed, acoustical properties of materials and construction are listed, actual installations with photos and drawings are included. Appendixes illustrate details of 53 wall types and 32 floor plans, and other useful data. 246 pages. **\$27.00**

**32. Circuit Design for Audio AM/FM, and TV.** *Texas Instruments.* Texas Instruments Electronics Series. Emphasizing time- and cost-saving procedures, this book discusses advances in design and application as researched and developed by TI communications applications engineers. 1967. 352 pages. **\$23.50**

**35. An Alphabetical Guide to Motion Picture, Television, and Videotape Productions.** *Levitan.* This all-inclusive authoritative encyclopedia is a practical source of information about techniques of all kinds used for making and processing film and tv presentations. Profusely illustrated, with full technical information on materials and equipment processes and techniques, lighting, color balance, special effects, animation procedures, lenses and filters, high-speed photography, etc. 1970. 480 pages. **\$34.45**



"Unequivocally, this is by far the best text on microphones we've ever seen." — Stereo

"So well written that it can be clearly understood by a non-technical person; for the professional it will probably be one of the most-used books in his reference library." — Journal of the SMPTE

And the rave reviews go on and on. "At last... a decent book on microphones," said David Lane Josephson in *Audio*. "Excellent chapters on various aspects of microphones, which are discussed in great detail," said Werner Freitag in *The Journal of the AES*.

They're applauding **Microphones: Design and Application**, by Lou Burroughs, who has written this practical, non-theoretical reference manual for everyone involved in the application of microphones for tv, motion pictures, recording and sound reinforcement.

Twenty-six fact-packed chapters cover the field of microphones from physical limitations, electro-acoustic limitations, maintenance and evaluation to applications, accessories and associated equipment. Each chapter is crammed with experience-tested, detailed information, and clear, precise diagrams and illustrations that complement the text.

Along with down-to-earth advice on trouble-free microphone applications, Lou Burroughs unfolds dozens of invaluable secrets learned during his more than three decades of achievement in the field. He solves the practical

"The chapter headings give a clear idea of the down-to-earth contents of the book . . . each chapter contains advice, direction, suggestions and warnings couched in the clearest and most unambiguous language possible." (*Journal of the SMPTE.*) Here are all 26 chapters.

- Microphone Techniques
- The Polar Response of the Microphone
- Microphone Types
- Microphone Loading
- Rating Microphone Sensitivity
- Microphone Overload
- Proximity Effect
- Temperature and Humidity Extremes
- Microphones Electrically Out of Phase
- Microphone Interference
- Acoustic Phase Cancellation and the Single Microphone
- Microphone Maintenance (this chapter alone "is worth the price of the book" said D.F. Mikes in *Audiovisual Instruction*)
- Comparing Microphones with Dissimilar Polar Patterns
- The Monitor Speaker
- Wide-Range vs. Controlled-Range Frequency Response
- Choosing Between and Omni-Directional and a Cardioid Microphone
- The Omni-Directional Microphone for Orchestral Pickups
- Assembling a Superior Bi-Directional Microphone
- The Two-to-One Ratio
- Miking for the Drama
- Miking the Theatre for Audience Reaction
- Wind Screens
- Microphones on Booms
- Acoustic Separators and the Omni-Directional Microphone
- The Hand-Held Microphone
- The Lavalier Microphone

problems you meet in everyday situations, such as:

- When would you choose a cardioid, omni-directional, or bi-directional mic?
- How are omni-directional mics used for orchestral pickup?
- How does dirt in the microphone rob you of response?
- How do you space your microphones to bring out the best in each performer?

**Microphones: Design and Application.** As *Stereo* put it, "It's a hard book NOT to learn from." Order your copies today.

Sagamore Publishing Co., Inc.  
1120 Old Country Rd., Plainview, N.Y. 11803

Yes! Send MICROPHONES: DESIGN AND APPLICATION.  
\_\_\_ hardcover, \$20.00 \_\_\_ paperback, \$12.95

Name \_\_\_\_\_

Address \_\_\_\_\_

City/State/Zip \_\_\_\_\_

Total Payment Enclosed \$ \_\_\_\_\_

Please charge my  
 Master Charge  BankAmericard (Visa)

Account No. \_\_\_\_\_

Expiration Date \_\_\_\_\_

Signature \_\_\_\_\_  
(charges not valid unless signed)

In New York State add applicable sales tax.  
Outside U.S. add \$1.00 per book for postage.

## Coming Next Month

● Commercial Sound will occupy some of our pages in March. In Speech Privacy in the Open Office, R. Max Mayer describes the intricacies of creating discrete sonic zones in an office complex.

● What happens when you connect a sixteen ohm speaker to an eight-ohm tap on an amplifier. Dan Keen's short article tells you what to expect and how to calculate it easily.

● Robert C. Ehle returns to our pages with An Experiment in Aesthetics. Many studios are working more and more with avant-garde music. The author describes an experiment designed to show that such music is preponderantly of a random nature.

● The db Tests feature returns to our pages with a report on the Leader LAS-5500 Audio System Analyzer. This desk top unit combines an audio oscillator, a.c. millivoltmeter, oscilloscope, and wow/flutter meter in a compact single package of modest price.

● Coming in March in **db**, **The Sound Engineering Magazine**.

## About The Cover

● Robert Frost said, "Education is... hanging around until you've caught on." Sometimes we think that education is hanging around until you forget what it is you were hanging around for!



THE SOUND ENGINEERING MAGAZINE

FEBRUARY 1978 VOLUME 12, NUMBER 2

24	IN SEARCH OF AN EDUCATION John M. Woram
26	SOUND RECORDING TRAINING Irwin Diehl
29	ACOUSTICAL EDUCATION AT MTU Richard F. Schwartz
31	MUSIC AND ENGINEERING: ONE ENGINEERING PACKAGE
2	CALENDAR
6	BROADCAST SOUND Patrick S. Finnegan
12	THEORY AND PRACTICE Norman H. Crowhurst
16	SOUND WITH IMAGES Martin Dickstein
18	NEW PRODUCTS AND SERVICES
23	EDITORIAL
33	CLASSIFIED
36	PEOPLE, PLACES, HAPPENINGS

**db** is listed in **Current Contents: Engineering and Technology**

**Larry Zide**      **John M. Woram**  
EDITOR-PUBLISHER      ASSOCIATE EDITOR

**Bob Laurie**      **Hazel Krantz**  
ART DIRECTOR      COPY EDITOR

**Eloise Beach**      **Lydia Anderson**  
CIRCULATION MANAGER      BOOK SALES

**Ann Russell**      **Crescent Art Service**  
ADVERTISING PRODUCTION      GRAPHICS AND LAYOUT

db, the Sound Engineering Magazine is published monthly by Sagamore Publishing Company, Inc. Entire contents copyright © 1978 by Sagamore Publishing Co., Inc., 1120 Old Country Road, Plainview, L.I., N.Y. 11803. Telephone (516) 433 6530. db is published for those individuals and firms in professional audio-recording, broadcast, audio-visual, sound reinforcement, consultants, video recording, film sound, etc. Application should be made on the subscription form in the rear of each issue. Subscriptions are \$7.00 per year (\$14.00 per year outside U.S. Possessions, Canada and Mexico) in U.S. funds. Single copies are \$1.00 each. Controlled circulation paid at Brattleboro, VT 05301. Editorial, Publishing, and Sales Offices: 1120 Old Country Road, Plainview, New York 11803. Postmaster: Form 3579 should be sent to above address.

# Now... 3009 Series III



Write to Dept 1846, SME Limited  
Steyning, Sussex, BN4 3GY, England

*Exclusive distributors for the U.S.:*

Shure Brothers Incorporated  
222 Hartrey Avenue  
Evanston, Illinois 60204

*and in Canada:*

A. C. Simmonds and Sons Ltd  
975 Dillingham Road  
Pickering, Ontario, L1W 3B2

# SME

# db Calendar

## index of advertisers

### FEBRUARY

28- Mar 3 **A.E.S. Convention**, Hamburg, Germany, Congress Center. Contact: A.E.S., 60 E. 42nd St., New York, N.Y. 10017, (212) 661-2355 or Dr. Joerg Sennheiser, Sennheiser Electronic KG, Postfach 3002, Wedemark 2, Germany.

### MARCH

1-5 **Hobby Electronics Fair**, Anaheim Convention Center, Anaheim, Ca. Contact: A. Kozlov, 222 W. Adams St., Chicago, Ill. 60606. (312) 263-4866.

1-3 **NYU Management Seminar**, "Managerial Skills for the Developing Manager," New York City. Contact: Heidi E. Kaplan, Dept. 14NR, New York Management Center, 360 Lexington Ave., New York, N.Y. 10017. (212) 953-7262.

5-10 **Audio-Visual Institute**, Contact: Dr. E. L. Richardson, Indiana University, Audio Visual Center, Bloomington, Ind. 47401. (812) 337-2853.

15-17 **Smith-Mattingly Seminar**, "Multi-Camera." Smith-Mattingly Productions, 515 Kerby Hill Rd., Oxon Hill, Md. 20022. (301) 567-9265.

17-19 **Intercollegiate Broadcasting System Convention**. Biltmore Hotel, New York City. Contact: Convention Committee, c/o IBS, P.O. Box 592, Vails Gate, N.Y. 12584. (914) 565-6710.

20-22 **NYU Management Seminar**, "Understanding Finance for Manufacturing & Production Mgmt," Chicago. Contact: See above.

20-23 **Noisexpo '78**, National Noise and Vibration Control Conference and Exhibition. Holiday Inn, O'Hare/Kennedy, Chicago. Contact: NOISEXPO, 27101 E. Oviatt Rd., Bay Village, Ohio 44140. (216) 835-0101.

Audio-Technica . . . . .	11
B&K Instruments . . . . .	31
Bode Sound . . . . .	20
Clear-Com . . . . .	15
Crown International . . . . .	30
dbx, Inc. . . . .	7
Deltalab Research . . . . .	14
Ivie Electronics . . . . .	19
J&R Music World . . . . .	20
JBL . . . . .	9
Lexicon . . . . .	13
Orban-Parasound . . . . .	25
Otari . . . . .	Cover 2
Penny & Giles . . . . .	4
Ramko Research . . . . .	12
Rauland-Borg Corp. . . . .	6
Recording Supply . . . . .	20
Saki Magnetics . . . . .	22
Shure Brothers . . . . .	3
SME Ltd. . . . .	2
Soundcraft . . . . .	32
Standard Tape Lab . . . . .	15
Studer-Revox . . . . .	5
Tandberg of America . . . . .	21
Tangent Systems . . . . .	8
TEAC Corp. of America . . . . .	Cover 4
UREI . . . . .	17
White Instruments . . . . .	10

## db sales offices

### THE SOUND ENGINEERING MAGAZINE

#### New York

1120 Old Country Rd.  
Plainview, N.Y. 11803 516-433-6530

#### Roy McDonald Associates, Inc. Dallas

Stemmons Tower West, Suite 714  
Dallas, Texas 75207 214-637-2444

#### Denver

3540 South Poplar St.  
Denver, Colo. 80237 303-758-3325

#### Houston

3130 Southwest Freeway  
Houston, Tex. 77006 713-529-6711

#### Los Angeles

500 S. Virgil, Suite 360  
Los Angeles, Cal. 90020 213-381-6106


#### Portland

2035 S. W. 58th Ave.  
Portland, Ore. 97221 503-292-8521

#### San Francisco

Suite 265, 5801 Christie Ave.  
Emeryville, Cal. 94608 415-653-2122

(continued)



# fact: you can choose your microphone to enhance your sound system.

Shure makes microphones for every imaginable use. Like musical instruments, each different type of Shure microphone has a distinctive "sound," or physical characteristic that optimizes it for particular applications, voices, or effects. Take, for example, the Shure SM58 and SM59 microphones:

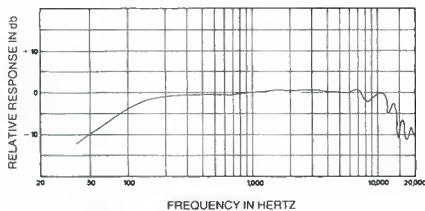


## SM59

**Mellow, smooth,  
silent...**

The SM59 is a relatively new, dynamic cardioid microphone. Yet it is already widely accepted as a standard for distinguished studio productions. In fact, you'll often see it on TV . . . especially on musical shows where perfection of sound quality is a major consideration. This revolutionary cardioid microphone has an exceptionally flat frequency response and neutral sound that reproduces exactly what it hears. It's designed to give good bass response when miking at a distance. Remarkably rugged — it's built to shrug off rough handling. And, it is superb in rejecting mechanical stand noise such as floor and desk vibrations because of a unique, patented built-in shock mount. It also features a special hum-bucking coil for superior noise reduction!

**Some like it essentially flat...**

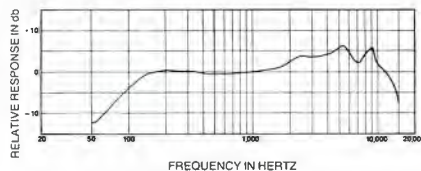


## SM58

**Crisp, bright  
"abuse proof"**

Probably the most widely used on-stage, hand-held cardioid dynamic microphone. The SM58 dynamic microphone is preferred for its punch in live vocal applications . . . especially where close-up miking is important. It is THE world-standard professional stage microphone with the distinctive Shure upper mid-range presence peak for an intelligible, lively sound. World-renowned for its ability to withstand the kind of abuse that would destroy many other microphones. Designed to minimize the boominess you'd expect from close miking. Rugged, efficient spherical windscreens eliminate pops. Lightweight (15 ounces!) hand-sized. The first choice among rock, pop, R & B, country, gospel, and jazz vocalists.

**...some like a "presence" peak.**



**professional microphones...by**




Shure Brothers Inc., 222 Hartrey Ave., Evanston, IL 60204, In Canada: A. C. Simmonds & Son Limited  
Manufacturers of high fidelity components, microphones, sound systems and related circuitry.

Circle 27 on Reader Service Card

# two more Penny & Giles audio products

## the 1100 fader

our new 1100 series linear motion conductive plastics faders provide the opportunity to build in performance at a budget price because we've designed them to have all the smooth performance advantages of Penny & Giles audio products - but limited the options to keep manufacturing costs down. Examine the specification - the 1100 fader sounds good.



## and the QCP-1

Penny & Giles QCP-1 quad pot takes a single input and produces four correctly attenuated channels of output with only 0.5dB insertion loss. The feel is positive. Direct coupling to the infinite resolution conductive plastics tracks means very fine settings can be made. Six special law tracks produce a truly balanced sound effect and enable sensitive control in the central position. Our quad pot is impressive, but you need to use one to know how much better it is.



Why not have full details of Penny & Giles complete range of audio products. Send for our new brochure.

calendar (cont.)

APRIL

- 3-5 **NYU Seminar, "Project Management for Engineers,"** New York, N.Y. Contact: Heidi E. Kaplan, Dept. 14NR, New York Management Center, 360 Lexington Ave., New York, N.Y. 10017. (212) 953-7262.
- 7 **National Radio Broadcasters Assoc. sales management seminar,** for sales managers of member stations, at the Welsh Co., Tulsa, Okla. Contact: NRBA, Suite 500, 1705 De Sales St., N.W., Washington, D.C. 20036. (202) 466-2030.
- 8 **Midwest Acoustics Conference, "Audio Transducers."** Norris Center, Northwestern U., Evanston, Ill. Contact: David S. Goldsmith, 8359 S. Crandon Ave., Chicago, Ill. 60617. (312) 731-1388.
- 10-11 **Wharton School Seminar, "Effective Production Planning & Inventory Mgmt."** Toronto, Ontario. Contact: Heidi E. Kaplan, Dept. 14NR, N.Y. Management Center, 360 Lexington Ave., N.Y.C. 10017. (212) 953-7262.
- 12-14 **NYU Seminar, "Effective Communications for Engineers,"** Los Angeles, Ca. Contact: See above.
- 13-14 **Electronic Music Festival & Workshop.** Jersey City State College. Contact: Abigail K. Hoffman, Music Dept., Kossey 206, Jersey City State College, 2039 Kennedy Blvd., Jersey City, N.J. 07305.
- 19-21 **NYU Seminar, "Management of New Technology Projects,"** Houston, Texas. Contact: See above.

### MOVING?

Keep **db** coming without interruption!

Send in your new address *promptly*.

Enclose your old **db** mailing label, too.

Write to:

Eloise Beach, *Circ. Mgr.*  
db Magazine  
1120 Old Country Rd.  
Plainview, N.Y. 11803

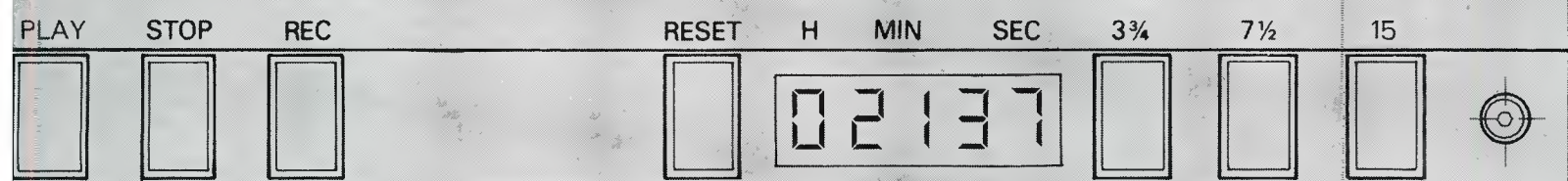
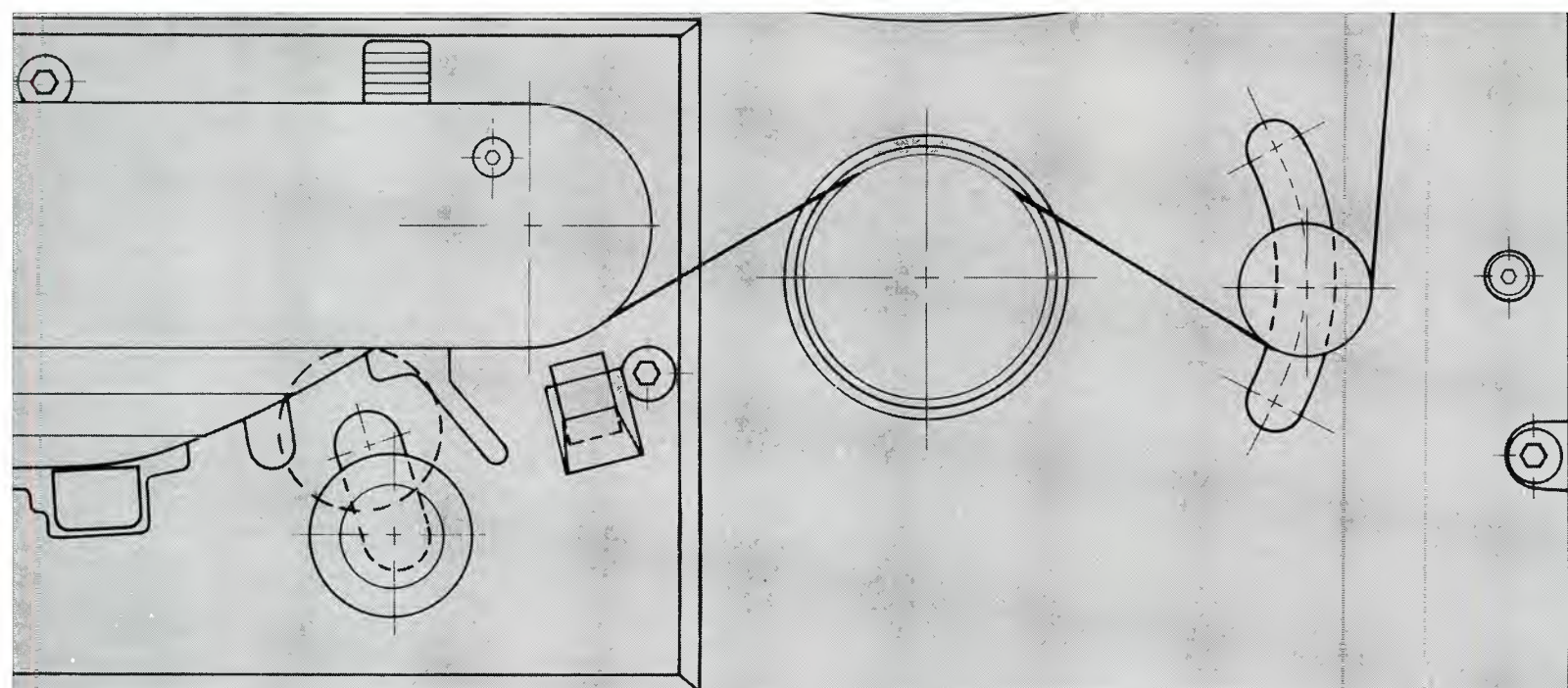
**Penny & Giles Conductive Plastics Ltd.**

1640 5th Street Santa Monica California 90401  
Telephone 213 393-0014



Circle 35 on Reader Service Card





# Studer B67

**It's got competitors ...  
but no competition!**

**STUDER**  
B 67 TAPE RECORDER



When you buy the Studer B67 tape recorder/reproducer, you get more than just one of the world's finest tape recorders.

You are buying an engineering philosophy where performance is first and there isn't any second or third. You are buying a dedication to quality seldom seen in today's world of "make 'em faster and cheaper." At Studer, one person in every seven is a quality assurance inspector.

You are buying performance that stays within spec long after lesser equipment has given up. If performance is an important part of your tape recorder buying decision, test drive the Studer B67 before you decide. You'll find the B67 is the recorder without competition.

To learn more, contact:

**STUDER REVOX**



# PURE PRO audio design

The new standard in Professional Sound offers you everything:

### Spectrum-Master Equalization

Most complete line available: 1/3-Octave Equalizer/Test Set; two additional 1/3 and 1-Octave Equalizers; a unique Tunable Notch Filter; a versatile Equalization Test Set.

### Spectrum-Master In-Wall Amplifiers

There is nothing to equal these professional units, each with built-in 1-Octave Equalizer and exclusive Dynamic Range Extender. Available in 35-watt, 60-watt, 100-watt outputs.

### Spectrum Master Amplifiers

Imcomparable DX and TAX Solid-state amplifiers, designed for optimum continuous-duty performance. Available in a broad selection from 70 to 250 watts RMS to meet any professional audio requirement.



6000 Series Equalizers

DX, TAX Amplifiers

4700 Series

4907R

4400 Series

### Spectrum-Master Mixer-Amplifiers

Superior 4400 Series with less than 1.5% THD and program equalization provisions. Flexible, advanced design; professional in every sense—for the most demanding applications.

### Spectrum-Master Input Equipment

Have optimum mixing performance with maximum flexibility in the 4900 Series. Ideal for broadcast and recording use, theatres, auditoriums, and churches. Distinguished for ultra-low distortion and wide-range.



WRITE FOR TECHNICAL BULLETINS

**RAULAND-BORG CORPORATION**  
3535 W. Addison St., Dept. N., Chicago, Ill. 60618

Circle 13 on Reader Service Card

PATRICK S. FINNEGAN



# Intermodulation Distortion

● One of the gremlins that can downgrade the fidelity of the audio signal is called *intermodulation distortion* (imd). This particular form of distortion can happen in rf systems as well as in the audio system, but our main concern this month is for the station's audio system and some of the ways in which it can occur.

### WHAT IT IS

As the name implies, intermodulation is actually modulation of one component of the program audio signal by another component of that program signal. Conditions must be right before this can happen and there must always be at least two different program signal components present. When the modulation does occur, it is an amplitude modulation, the same as that which occurs in the modulation process that takes place in the transmitter of the a.m. broadcast station. The only real difference between transmitter modulation and intermodulation is that with intermodulation there is no rf carrier signal present. One of the higher frequency audio components will become the carrier and this will be modulated by lower frequency audio components. This modulated audio carrier becomes a modulated wave with two sidebands.

Whenever an audio stage begins to act as a modulator or a detector, imd will occur when the program passes through that stage. This is a very undesirable form of distortion.

### FAMILIAR PROCESSES

The processes which can produce intermodulation in the audio system are very similar to certain processes we have been doing for many years in rf circuits. The rf processes, however, are initiated deliberately and in a controlled manner so as to produce a desired result. Seldom are these processes applied deliberately to audio, although there are cases where some communications systems use audio for carriers.

We are familiar with the normal modulation processes in the a.m. transmitter, but there are some other processes which use the same or similar

principles to produce other results, for example, heterodyning. This process is common in microwave repeater work where one signal is translated to another signal, but perhaps the most common use is the creation of an i.f. signal in the regular superheterodyne receiver. A somewhat different approach is that used in a communications receiver to create a bfo note so we can copy a carrier wave station transmitting Morse code.

In all these processes, the results may be desirable or undesirable. When we deliberately create the process in a controlled manner, they serve useful purposes, but if conditions are initiated because of circuit problems and the process occurs in an uncontrolled manner, it produces a very undesirable form of distortion.

### MIXING


We mix and blend a variety of audio signals together in the mixer or console to produce our finished program audio signal. Although all these signals are blended together and occupy the same signal path at the same time, each of them will retain its individual identity; the instantaneous voltage or current in the circuit at any moment will be the sum of all these individual voltages combined. A typical example that is easy to observe on an oscilloscope is the high frequency bias signal and an audio sine wave tone fed to a tape recorder head. Each of these signals will retain its identity and individual signal amplitudes. The a.c. axis of the high frequency bias will follow the amplitude of the lower frequency audio tone, and the peak-to-peak voltage across the circuit will be the sum of these two signals.

### TWO WAYS

There are essentially two different routes creating the same undesirable intermodulation ends: actual modulation, or mixed signals and rectification.

The modulation process will produce an amplitude modulated wave with two sidebands: one at  $F_c + M$  and one at  $F_c - M$ .  $F_c$  is the higher audio tone or signal that becomes the

# dbx 158. IT'LL GROW ALONG WITH YOU.



## Introducing our first economical, expandable, modular, simultaneous tape noise reduction system.

Now you can have a tape noise reduction system that will stay with you from high-end audiophile, through semi-pro and into full professional equipment.

Our new dbx 158 system can start life in your place with the 158 main frame and as few as two modules or as many as eight modules for its full eight channel capacity. It also has storage space for a ninth spare module in its compact chassis. The rear panel has phono and multi-pin connectors that will interface directly to your cables. Additional 158's can be used for 16 or 24 track recording.

The dbx 158 offers the semi-pro recordist or small studio all the advantages of dbx professional systems, including 30 dB of noise reduction, and 10 dB additional recorder headroom. It's a classic 2:1 mirror image compander which preserves the full dynamic range of program

material without audible tape hiss. Each module contains separate record and playback noise reduction electronics. Its simultaneous record/playback capability permits the noise reduced, decoded tape to be monitored while recording without manual switching or remote control.


Requiring only 5¼" of rack space, the 158's light weight (17 lbs.) makes it easily portable for location dates. And naturally, tapes recorded with this system are compatible with any other dbx professional tape noise reduction system as well as on board dbx tape noise reduction in TEAC/TASCAM recorders. We'll be happy to send you further information and the name of your nearest dbx dealer. Just write us.

# dbx

dbx, Incorporated  
71 Chapel Street  
Newton, Massachusetts  
02195  
617-964-3210

**Here's a generous offer: buy all 8 channels up front,  
and we'll throw in the ninth module free.**

# 16 x 16 for \$7,950!



## tangent 3216

Tangent proudly announces the 3216, an exciting and versatile professional console!

Boasting a clean, transparent sound, the 3216 offers expansive flexibility and powerful equalization.

And the 3216 has the same silent operation as the other Tangent consoles hailed as "astonishingly quiet" by *Modern Recording!*

Call or write today for complete information.

**tangent**  
musical engineering

2810 south 24th street  
phoenix, arizona 85034  
602-267-0653

## broadcast sound (cont.)

carrier, M is the lower frequency tone or signal components that modulate the carrier. These two sidebands are entirely new signals now appearing in the audio signal that were not present before the modulation occurred.

The mixing and rectification process will produce a difference or beat frequency between the two intermodulating components. This beat frequency is an entirely new signal component present in the audio that was not present before the process took place.

### MODULATION

When intermodulation occurs by the modulation route, this is the same process that happens at the modulated stage in the transmitter. If the lower frequency audio component takes control and varies the voltage parameters of a stage that is also amplifying a higher frequency component, then modulation of that high frequency component will result. This voltage variation can be the collector, emitter or bias voltages (similar elements in a tube stage), and since these voltages now vary at the lower frequency rate, the amplitude of the high frequency signal will also vary at this rate.

Perhaps a more common cause for intermodulation is non-linearity of a class A audio stage. The transistor or tube may be faulty so that it is non-linear, or the bias may be incorrectly adjusted to operate the stage low on its input/output curve; this stage can become a modulator. Modulation will occur in this manner: when the low frequency audio component is several times the amplitude of the high frequency component, then its amplitude will take control and operate the stage, forcing the amplification of the high frequency component to follow the amplitude of the low frequency component. Since the stage is operating on the lower, non-linear, part of its curve, the amplified output signal will be non-linear also. When the modulating signal swings positive, the stage gain increases in non-linear fashion so that the output is very high, but as the modulating signal swings negative, the output signal is severely compressed. The output current pulses that flow through the load will exhibit the typical amplitude modulated waveform, and besides this, all the signal characteristics are now present because it is an amplitude modulated wave!

### DETECTION

Intermodulation can take the second route of the mixing-rectification process. The audio certainly has well mixed signals, so if rectification takes place

in any stage, then intermodulation will occur. We do not need rectification in the form of discrete diodes; peak clipping in a stage will produce similar results. This particular process is that which is used by some superheterodyne receivers to produce i.f. signal. The stage is labeled as "mixer-1st detector." In high frequency work, a crystal diode is used for both the mixing and the detection. In the rf process, a strong local oscillator signal is mixed with the incoming rf signal and then the combination is rectified (detected). This will produce a strong difference or beat frequency that is then filtered and amplified as the i.f. frequency.

When clipping of signal peaks is taking place in an audio stage (this may be due to lack of head room or simply overloading), the stage begins to act as a detector. So now we have conditions ripe for intermodulation by the second route.

### RESULTS

Whenever an audio stage operates in a non-linear manner or actual peak clipping is taking place (some limiters deliberately clip signal peaks), we open the door to signal degradation. Peak clipping will also produce harmonics, but harmonic distortion is more tolerable than imd because the harmonics are harmonically related to the signal peak that is clipped, whereas intermodulation components are new and spurious signals present that do not have the same direct harmonic relationship. The imd components will detract from the signal far more than will harmonic components. Besides that, many of the harmonics will be out of the audio bandpass and thus are filtered out, but the intermodulation components are in the audio bandpass and can't be filtered out.

Even though stage conditions are ripe for intermodulation, this does not mean that the process is taking place on a continuous basis, with loud squeals and similar disturbing signals present all the time. It will only happen on particular signal components, for example loud passages in music, or low frequency notes of an instrument, or high signal peaks, etc. Nor will the amplitude of these components be anywhere near that of the desired audio signals. All this will be a very low, but disturbing, background noise or interference in the program. Ordinarily, intermodulation distortion will produce about twice the amount of irritation to the listener as will harmonic distortion.

### MEASUREMENT

Special test instruments are required to measure imd. The regular distortion

## A JBL MONITOR KNOWS ITS PLACE.

A studio monitor is only a tool. It is not supposed to enhance, add to, subtract from, or in any way modify sound.

That's your job.

What a studio monitor is supposed to do is tell you precisely what's on tape. Because you have to know everything that's there. And everything that isn't. Before it's too late.

That's why JBL monitors are in thousands

of recording and broadcast studios around the world. In fact, according to the Recording Institute of America, JBL's were used to make 30 of last year's top 50 albums.

A JBL monitor plays what it's told. Nothing more. Nothing less. If that sounds good to you, contact your nearest JBL Professional Products Studio Equipment Supplier.

And put a JBL monitor in your place.



The 4301: Our newest 2-way monitor. Compact and efficient, for small broadcast control rooms and home studios. \$168.

The 431: The most popular monitor going. A compact, full-range 3-way. \$333.

The 435: An ultra-shallow 4-way, for maximum sound in minimum space. \$783.

JBL studio monitors come in three other models, too. All fully compatible for accurate cross referencing.



GET IT ALL.

# CUT ONLY EQUALIZERS

MODEL 4004



PASSIVE  
EQUALIZER

The Model 4004 is a one-third octave audio equalizer for professional sound reinforcing applications. High reliability components are used throughout. As a passive device, no noise is introduced. All filter sections are designed for low distortion and there is NO HARD CLIPPING at high level.

**FEATURES:** An all passive one-third octave equalizer. High reliability. No noise. Low distortion. No hard clipping. • Full 15dB cut on ISO one-third octave centers. • Full double-tuned constant-K filters, 63 Hz through 12.5 kHz. • High-cut and low-cut adjustable finishing filters. • Mil-spec sealed potentiometers. • Standard 600 ohm line terminations. • Bi-amp output option with plug-in crossover net. • Standard 19" relay rack, 3 1/2" height.

SERIES 4200



ACTIVE  
EQUALIZER

The Series 4200 Cut Only Active Equalizers have been carefully designed and patterned after the well known Series 4000 Active Equalizers. All negative feedback circuitry around the latest integrated operational amplifiers assures high linearity and stability.

**FEATURES:** 27 1/3 octave bands on ISO centers from 40 Hz through 16 kHz. • 0 to -15 dB of cut on continuous calibrated control. • Variable high-pass filter from 20 Hz to 160 Hz with 12 dB/octave roll-off. • Unity to + 10 dB of makeup gain. • Filter Q optimized for best summation with adjacent bands. • Noise guaranteed to be -92 dBm or better. • EQ IN/EQ OUT switch on front panel • PLUS OPTIONAL CROSSOVERS FOR BI-AMPING! • Dual buffered outputs for bi-amp operation. • Accessory socket to permit insertion of 12 dB/oct. or 18 dB/oct. low level crossover for bi-amp outputs.

White

instruments, incorporated

PHONE AREA 512/892-0752 • P.O. Box 698 AUSTIN TEXAS 78767

broadcast sound (cont.)

analyzer and audio generator are not suitable for measurement of imd because these instruments work only with a single sine wave tone. There must be two signals present to measure intermodulation distortion.

The intermodulation test instrument will provide a dual output signal composed of a pair of audio tones, for example 60 Hz and 7,000 Hz. Other pairs may also be available. The amplitude of these two signals will be in a ratio of 4 to 1 and sometimes 1 to 1, or other ratios may be suitable. These are coupled to the input of the amplifier or system under test. The measurement section will then accept these signals after passage through the system. The signals go through a high pass filter to remove the low frequency audio signal, and the high frequency audio tone is coupled to a regular a.m. detector, where any sideband information present is removed, filtered and the resulting audio modulation measured on a meter in percentage.

## PREVENTION

Since we can do little to filter out imd after it occurs, the best practice is prevention. Keep the system in good adjustment and well within its normal design parameters. Maintain correct signal levels throughout, and especially, select standard levels that conform to the units' designs, and allow adequate headroom.

If the special test instruments are not available, then use the oscilloscope and the regular analyzer as an indirect indicator. Observe program signal peaks for peak clipping and readjust to prevent this. When measuring the harmonic distortion of the system, beware of measurements that indicate a high harmonic distortion content. The system conditions that may be causing the harmonic distortion with the sine wave may be the same which will produce intermodulation distortion when program is applied. Try to maintain the harmonic distortion figures of the system at a very, very low value.

## SUMMARY

Intermodulation distortion is a very undesirable element that can creep in and downgrade an otherwise good audio system. It can happen when there is inadequate headroom that causes signal peaks to be clipped, and it can happen when stages are operating non-linear. Without special test equipment, keep the harmonic distortion figures of the system very, very low.

# Audio-Technica announces a creative new start toward better sound.



**AT813**  
Electret  
Condenser  
Cardioid



**AT811**  
Electret  
Condenser  
Cardioid



**AT801**  
Electret  
Condenser  
Omnidirectional



**AT812**  
Moving Coil  
Dynamic  
Cardioid



**AT802**  
Moving Coil  
Dynamic  
Omnidirectional

Every "live" recording has an excitement all its own. You must capture sound that will never be heard exactly the same again. And in some cases the recording is literally a once-in-a-lifetime chance. With no opportunity to remake the tape or disc.

Your creativity, your knowledge and experience are on the line. Now is when you appreciate the precision of Audio-Technica microphones. Performance is consistent. With results that help you extend your personal standards.

Audio-Technica gives you a choice of superb new electret condenser or moving coil dynamic microphones. A choice of omnidirectional or cardioid (unidirectional) pickup patterns. With smooth, extended response that complements the finest recorders. Audio-Technica microphones look, sound, and act very, very professional.

Add more than a little creative excitement in your life, with Audio-Technica microphones, today.



**audio-technica**® *Great sound, right from the start!*

## Damping Factor

• A few months back, I promised to talk some more about damping factor. So here it is. To understand how the damping factor works, you need to think of a loudspeaker as an electromagnetic motor. Like most other electromagnetic motors, it can also behave as a generator; this fact is what makes the damping factor work.

A while back, we were talking about analogs, which are useful to help us visualize what happens. However, the electromagnetic transfer of energy is more than an analog; it is something that happens in the real world. When voltage and current are put into a loudspeaker voice coil, forces and movement are produced. And, conversely, when forces and movement are present, voltage and current are produced. It works both ways.

So which corresponds with which?

When we were talking about analogs, we considered force as being *like* voltage, and movement as being *like* current, for example. Now we are talking about what actually corresponds, in the electromagnetic transfer of energy.

When the coil moves in the magnetic field provided for it, a voltage is produced at its terminals. Movement produces voltage. If you connect a voltmeter to the terminals of a loudspeaker and physically move its cone without any amplifier or other source of audio being connected, the voltmeter will read whenever you move the cone.

Moving it forward produces, say, a positive voltage. Moving it backward produces a negative voltage. And either voltage only appears while the cone is moving. As soon as you stop the

movement, the voltmeter reading drops to zero. That is the first relationship.

Now, when an amplifier or other audio source delivers a voltage to a loudspeaker voice coil because it possesses impedance (or more accurately, because it possesses admittance), the coil will take some current to go with the voltage. This current is what provides the force that moves the cone. Normally, the cone will move just fast enough to produce a voltage that balances the voltage fed to it.

If you lock the voice coil mechanically, say, by putting a small wedge between it and the magnet pole, and feed the loudspeaker with a given voltage at an audio frequency, it will take a certain current at that frequency. If you now release the coil so it can move the cone, the current will drop.

This happens because when the cone moves, it produces a voltage to offset that provided by the amplifier called a "back e.m.f." (e.m.f. stands for electromotive force). When it does not move, the only opposition to current flow is the static impedance of the coil, so more current flows in an effort to force the coil to move.

So current produces force. Make sure you remember that: movement produces voltage, and current produces force. Now, it's a fact of life, with the possible exception of horns, that loudspeakers, with their associated enclosures, have resonances. These are frequencies at which the acoustic properties of the assembly work together to provide bigger output for a given input than at other frequencies.

If you can see the cone, you will see the resonance as you vary the frequency of an audio generator used to explore this situation, by noticing that the cone moves much further than it does at neighboring frequencies. You will recognize it because of a greater sound output at the same frequency. Now, does the loudspeaker take more current, or less current, at such a resonant frequency?

Figure it out. The voltage is the same, because the amplifier you use to feed the generator output to the loudspeaker provides a substantially constant voltage. But the *movement* is greater. This means the offsetting voltage is greater, reducing the current. Because of the resonance, *less* force

### NEW 19 ALL NEW Technics professional audio products in stock at RAMKO RESEARCH!



**Just introduced! Turntables, reel to reel recorders, portable and fixed cassette R/P units, power amps, parametric equalizers, tuners and speakers.**

The RS1500 reel to reel recorder that outperforms anything in its class. A new turntable, SL-1500 MK2, designed specifically for the broadcaster. A new portable cassette unit that gives the best portable reel to reel

units a run for their money. Power amplifiers, parametric equalizers and a series of studio monitor speakers that will astound you with their amazingly faithful reproduction.

Panasonic pulled out all stops on their research and development program for this series. Undoubtedly, with the performance, quality, and reasonable prices exhibited by this audio gear the "Technics" name will be a major consideration in your future purchasing decisions.

Whatever your needs, RAMKO RESEARCH offers a full line of the highest quality audio equipment available. Turntables, Tape Cartridge machines, a wide variety of distribution, mic, line, power and turntable preamps. Cassette record/play units & reel to reel recorders. And of course the most advanced broadcast consoles in the industry.

If it's for the studio we have it.

Write or call collect today for our newest catalog and further information on the all new Technics "Professional series" audio equipment. You'll be dollars and performance ahead.

**RAMKO RESEARCH**

11355 "A" Folsom Blvd.  
Rancho Cordova, Calif. 95670  
(916) 635-3600



is needed to provide an equivalent output. And that less force requires less current.

Now, in modern loudspeakers, we use resonances to hold up the low frequency response. It would be nice if we didn't have to, but it's a fact that we do unless we use a very big horn-type loudspeaker, which is not very popular these days for most purposes. So what is bad about a resonance if it helps us get the music out?

Well, of course, every musical instrument uses its own kind of resonance to produce the sound we recognize as being characteristic of that musical instrument. But every loudspeaker is expected to reproduce these sounds, characteristic of other instruments, not to produce its own kind of sound. It is not, in itself, a musical instrument, but should be a reproducer.

### CONTROLLING RESONANCE

If its resonance is allowed to run free, it will make its own characteristic sound whenever that frequency is stimulated by being present in the reproduced audio so that all instruments that include that frequency in their sound will sound alike. Their individual characters will be lost and they will sound instead like the loudspeaker.

This is what damping factor seeks to obviate. While still helping to get these low frequencies reproduced, it stops the loudspeaker as soon as it tries to do its own thing. All the while that low frequency voltage is being delivered by the amplifier, the speaker cone reproduces it, using resonance to help get the necessary movement.

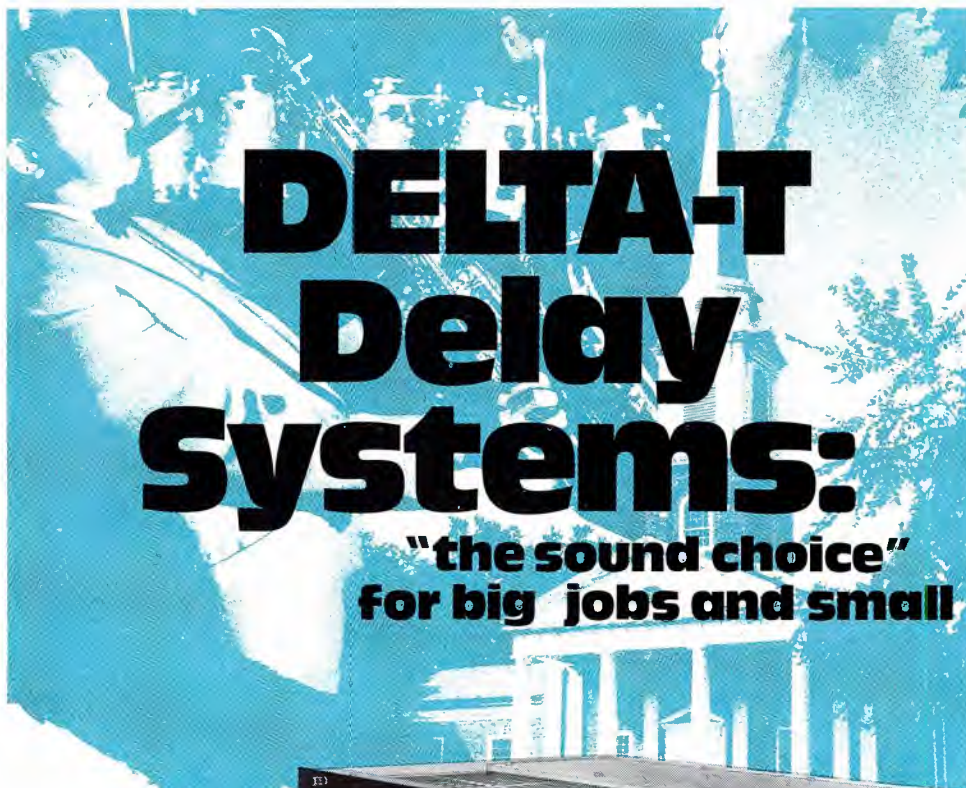
But when the low frequency stops, instead of resonance keeping it going in a way characteristic of the loudspeaker's design, the damping factor stops it. How does it do this?

While the frequency is present in the amplifier output, the cone keeps moving to produce a voltage to offset that output voltage. But as soon as the frequency stops and the loudspeaker wants to keep moving a bit longer in its characteristic manner, that movement generates a voltage and the damping factor allows a current to flow, stopping the movement in its tracks.

Damping factor puts the brakes on such spurious movement, not authorized by the amplifier output voltage. That is what it does. but how does it do it?

### DAMPING ACTION

If you take the loudspeaker and tap the cone without it's being connected to anything, you will hear a sound characteristic of the loudspeaker's resonance, a little bit like



# DELTA-T Delay Systems:

**"the sound choice"  
for big jobs and small**

**for  
big jobs**



In concert halls, large churches, convention centers and stadiums, our Delta-T 102 systems offer performance and flexibility no other system can touch. 90 dB dynamic range. Frequency response from 20 Hz to 15 kHz  $\pm 1\frac{1}{2}$  dB. Up to 50 outputs. 3 ms to 3,200 ms of delay. Modular design for simplified maintenance and expansion. A track record for reliability proven worldwide. Two basic systems — including our 102-S system for studios and entertainers. As low as \$2300.



**for small-  
to-medium  
jobs**

For hotels, clubs, auditoriums and similar facilities requiring quality sound reinforcement, our modestly priced Delta-T 92 system has everything. You get many of the sophisticated features of our 102 series, and the same clean audio that has made large-system Delta-Ts the standard of the industry. Same dynamic range. Total distortion less than 0.08%. Two outputs independently adjustable from 0 to 120 ms. No other system in its price range offers such outstanding design and performance.

Since building the industry's first digital delay in 1971, Lexicon systems have been specified by more acoustic consultants and sound engineers than any other. Write on your letterhead for Application Notes, AN-2 and full particulars on the "first family" of delay systems. They're your sound choice for big jobs and small.

**Lexicon**

Lexicon, Inc., 60 Turner Street  
Waltham, MA 02154 (617) 891-6790

Export agent: Gotham Export Corporation, 741 Washington Street, New York, New York 10014

Circle 23 on Reader Service Card

# The New Leader in DIGITAL DELAY

*For natural, unobtrusive sound reinforcement in any church, theater, or hall.  
For chorus, doubling, and echo effects in recording or broadcast.*

**THE PROBLEM:** Digital delay lines (DDLs) are the established standard for time delay, due to their high S/N, low distortion, long delays and wide bandwidth at all delay lengths. But DDLs have been too expensive for many applications.

Analog delay lines have been accepted as a substitute because they provide some useful effects at a modest price. But their performance and flexibility are severely limited; frequency response and dynamic range deteriorate as delay length is increased.

**THE SOLUTION . . . DELTALAB DIGITAL DELAY**  
DeltaLab introduces the Problem-Solver: a new high performance DDL at a price comparable to ordinary analog units. It features:

- Three outputs with independently selectable delays.
- Delay lengths from 5 ms to 160 ms.
- Frequency response 30-15K Hz at all delay lengths, all outputs.
- No audible noise. (Dynamic range > 90 dB.)
- No audible distortion. (THD < 0.2%, mostly pure second harmonic.)
- No audible side effects—hum, whistles, birdies, quantizing noise, or compander noise-pumping.
- Input and output levels adjustable from 0 to +24 dBm.

• Price: approx. \$1200.

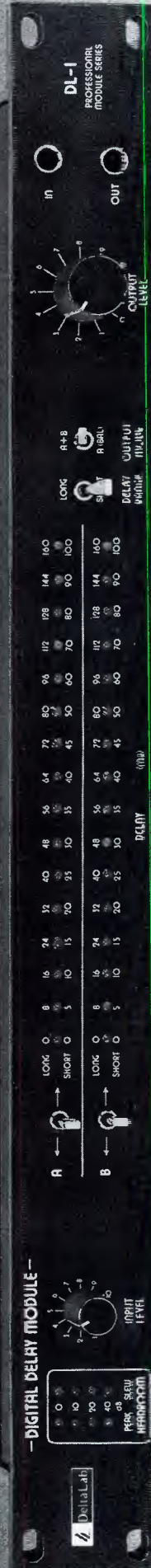
**WHO IS DELTALAB?** In digital audio, experience counts. DeltaLab is a new consortium of engineers and scientists with a combined experience of over 50 years in aerospace, digital electronics, and high-quality audio. Our previous designs (under other brand names) include some of the most respected products in audio today.

For more information, including the name of your nearest distributor, write or call: DeltaLab Research Inc., Att. Peter Tribeman (617) 458-2545.



**DeltaLab Research, Inc.**  
25 DRUM HILL ROAD,  
CHELMSFORD, MASS. 01824

Available at Quality Dealers



tapping a bass drum. But if you now short-circuit the voice coil terminals, and tap it again, that "drum" sound will be killed.

If you feel the way the cone moves, you may even notice that it seems stiffer with the short-circuit on the voice coil than without it. Damping factor does the same thing, by arranging that when it is not providing a driving voltage, the amplifier provides such a "short-circuit" for the voice coil.

If you try this with different loudspeakers, you will find the effect more marked in some than others. Why the difference? Go back to the first experiment—moving the cone with the voice coil connected to a voltmeter. The damping force depends on how much current this voltage produces in the coil.

When the coil is open, no current flows; there is no damping force. When you short-circuit the voice coil, the current is limited only by the voice coil resistance or, more accurately, its impedance. So the effectiveness of damping depends on the loudspeaker's efficiency: how much of the energy provided by the amplifier is used to overcome voice coil impedance, and how much is used to provide a driving force for the cone?

The amplifier provides, basically, an output voltage, as a result of which the loudspeaker accepts an output current to go with it. Now, the output voltage that, from the viewpoint of the amplifier, causes the current, is also, from the viewpoint of the loudspeaker, the result of the current acting on the various loudspeaker parts.

Due to the voice coil's impedance, which is largely resistance at low frequencies, the output current produces a voltage drop. Because of the movement, there is a back e.m.f. The combination of these voltages is what exactly balances the output voltage from the amplifier, that provides the electrical driving force for the current.

Now if at resonance the bigger part of the output voltage goes to moving the cone, then the damping factor can have a greater effect. But if the greater part of the output voltage is needed to overcome voice coil resistance, the damping factor will have relatively little effect. Even with the voice coil shorted, voice coil resistance will restrict current flow so that the damping force is too small to have much effect.

## A NUMBER OF UNITS

So far, I have talked about one loudspeaker unit being fed by one amplifier output. Now what about one amplifier feeding a number of units? Does that make any difference? In

other respects, as I have commented, putting units in series or in parallel just provides different ways of dividing the power and, so long as the power is properly divided and the combined loudspeaker impedance matches the amplifier's needs, it makes no difference. But for damping factor, it does make a difference.

When you have a bunch of loudspeaker units connected in parallel, and all that connected to the amplifier output, each loudspeaker has the amplifier output terminals connected directly across it. The amplifier's low-internal-impedance damping factor operates on each loudspeaker's tendency for spurious movement, to put the brakes on. There will be no electrical feed from one loudspeaker's spurious movement to the other units.

But when units are connected in series, if you look at the thing from the viewpoint of one unit's resonance overshoot, the amplifier's short circuit connects through other voice coils. So the current generated to provide a braking force for this unit at the same time provides a driving force for the other units. Damping is completely messed up.

A couple of decades or so ago some audiophiles had a sort of mania for transformerless amplifiers. They believed that the main source of distortion was the output transformer, so they wanted to eliminate it. This belief was based on the fact that the magnetizing current for the core material is quite non-linear, and thus would result in non-linear distortion.

Actually, this touches on quite a big question that produced many arguments in the old days. The fact is, the amount of distortion they were trying to get rid of was much smaller than the amount they introduced in the effort. But that prejudice has repercussions today, many still think it is better to do without transformers if you can.

### THE USEFUL TRANSFORMER

So when you have a multiple-unit loudspeaker, such as a column array, it may be easier to avoid using a matching transformer if you use either a series, or a series/parallel arrangement. Now, if you cannot get an appropriate matching transformer to enable you to use all-parallel connection, you may have to settle for something like that. But do not make the old transformerless-amplifier enthusiast's mistake of thinking it is best.

By using such an arrangement you will deteriorate the damping factor of the system, which, using an appropriate matching transformer with parallel connection, would improve. As with so many things, the choice is often a trade-off. ■

**PRESENTING**

## a new and valuable DATA BOOK

The Standard Tape Manual is not a text book, but rather a practical and much-needed source for sophisticated users of magnetic recording equipment. Robert K. Morrison, international authority in the field and founder of Standard Tape Laboratory, recognized the need for compilation of material used in standardization efforts and compiled this practical tool. It is available as a limited edition.

STL can serve all your needs with tapes in 2", 1", 1/2", 1/4" and 150 mil cassette sizes giving you the most accurate reference possible in the widest range of formats.

*Most catalog items can be shipped from our inventory the same day we receive your order.*

*Write or phone for fast delivery. Write for free catalog.*

**STL**

STANDARD TAPE LABORATORY, Inc.

26120 Eden Landing Road / #5 / Hayward, CA 94545  
(415) 786-3546

Circle 18 on Reader Service Card

**The Clear-Com Switchboard Monitor "ties it all together"**

Introduce your new SB-8 Switchboard Monitor. You can assign Clear-Com remote stations from any location such as: Lighting Director, Mixing Console, spotlights, dressing room, etc. to eight separate channels on the switchboard for total control of your production. When using the SB-8 at the Stage Manager's position or other control points, channels can be monitored individually or in groups. Our unique signalling system allows off-line remote stations to contact the switchboard with a continuous flashing signal until acknowledged.

**Features**

- Compatible with all Existing Clear-Com Systems
- Portable and Rack Mount
- Optional Channel Muting
- Compact... 5" x 17" x 9"
- 3 Position Illuminated Switches (Function)

Call or write us for details today

**Clear-Com**  
intercom systems  
759 Harrison St. S.F. Ca. 94107  
415-989-1130

Circle 14 on Reader Service Card

## Rapid Transmission & Storage System

● As almost everyone knows, the field of education is probably the largest user of audio visual devices. In recent years, a great amount of research has been done on the development of methods, hardware, and software to improve learning efficiency. The latest of these learning systems is called Rapid Transmission and Storage a t.v.-based system of instruction (RTS), developed by Goldmark Communications. A patent was granted last year.

Up until recently, learning facilities have been offered only to those who attended an educational institution. The primary means for distributing knowledge or information was through the printed word and the instructor. This meant formal classes, with someone teaching and using an audio-visual device when needed. It was found, however, that about 25 per cent of the population did not finish high school, and that about 20 per cent of adults wanted to learn things of their own choosing without going a distance to school; they wanted the information provided near where they worked or lived.

To meet this need, an agreement was reached between the Association of Community Colleges for Excellence in Systems and Service (ACCESS); Electronic Publishing Inc. (E.P.I.), a subsidiary of Goldmark Communications; and Cambridge Book Co., a division of *The New York Times*, to market and distribute RTS in the United States and Canada. Primarily, six courses will be developed. The first two were Consumer Education and Child Development. As of this month, Introduction To Business, and Health Science will be completed. The last two will be World Cultures, and Applied Mathematics. The participating Community Colleges, with an enrollment of more than 200,000 students, include Central Piedmont Junior College District of Charlotte, North Carolina; Chicago City Colleges; The Coast Community College District of



*The late Dr. Peter Goldmark with some of the equipment used in the RTS system.*

Costa Mesa; Lane Community College District of Eugene, Oregon; and Metropolitan Community Colleges of Kansas City. Eventually, the program will spread to other community colleges (there are some 1,200 of them in the country), and towards those businesses and industries who also recognize the need for and value of employee instruction.

### MARK I

The original system, Mark I, was developed to provide storage for 60 separate half-hour programs (incorporating both sound and video) on a one-hour long 1 inch video tape. Of these, 30 are played simultaneously and can feed 30 individual t.v. sets, scattered in rooms or distribution systems, each of the programs feeding independently to the desired locations. Storage is also possible for 30 one-hour programs, or 120 fifteen-minute shows, or 360 five-minute programs.

The sound is actually the primary medium. There are 30 individual tracks of audio, each picked up by its own section of a 30-track head. Within the audio tracks, there are signals which trigger the images. The system primarily accommodates still frames,

although there it also has capability for motion pictures at normal, fast, or slow speed. The images for all 30 programs are multi-plexed on the tape. Thus, a one-second interval on the tape which moves at 7 in./sec. is divided into 30 segments. If, for example, the first segment is used for the first program's image, there will be a picture in each of the first divisions. This program is recorded also through a multi-plex system so that, by computer control, only that segmented portion is erased and recorded over. The other segments are not impaired in any way.

Similarly, the second, then the third, and so on, are recorded (individually), each under the control of the computer time code control. It is, therefore, possible to go back to the original video tape from which each of these programs was dubbed, change anything desired, even a single frame, and re-record the program in its proper position on the 30-program tape. By using different languages, or different complexities of program material, the programs can be altered to suit various audiences. It is also possible to use as many of the programs as desired in one area for a multi-screen presentation with multi-audio and independent cues for each screen.

### BLACK BOX

The key device in the system is the "black box" between the video player and the t.v. set. It contains the electronics for feeding the individual signals to the proper t.v. unit, as well as a rapidly rotating magnetic disc which holds the image frame called up by the cue signal on the video tape. There are 30 heads for playback of the images (15 on top, 15 on bottom). If the tape is stopped at any point, the last image recorded on the disc will remain as a still frame on the t.v. screen.

The recording process on the disc is f.m. The images can be recorded

and held on the disc, and called up by the cues on the tape.

There are also other versions of the Mark system. A Mark I.5, Mark II, and Mark III are in the works, Mark II for application in the home. This is the place where the system will probably be most appealing to those who wish to learn without going to school. The system is geared to transmit, at 30 times normal speed, all of the material on the tape.

Thus, during off hours, late at night for example, an educational channel could feed a full hour tape over the air. At home, at a designated time, the recorder would operate, and record only the program for which it has been set. Then at some convenient time, the person at home could play the tape at normal speed and have the instructional material he wants. Between midnight and 8 a.m., about 240 different 30-minute lessons can be sent out. These can also be recorded in other locations, such as schools, libraries, industrial offices, etc. The material on the master tape can also be transmitted by standard t.v. stations, cable, or microwave systems, in real time if desired.

#### COST

A relative cost picture shows that the Mark I runs about \$20,000. A popular ¾ in. video machine would run somewhat less, but not when consideration is given to the quantity of units required to do even partially what RTS can do. Just considering print cost for the video cassette, for 30 courses with 30 lessons each (total of 900), there would have to be 900 individual cassettes, compared to only 15 RTS tapes. Although the 1 inch tape costs as much as six times the cassette, the quantity of cassettes needed makes their total cost much higher than using the reel-to-reel recorder. In the final step, equivalent programs would require 4500 cassettes for 150 courses over five years, but only 75 RTS tapes.

The late Dr. Goldmark, developer of RTS, who received his first patent in his teens, held a total of 160. He was instrumental in the development of the l.p. record, and the first practical color (color disc) t.v. system. The Mark system was his last enterprise. He received the Presidential Medal of Science for Development of Educational Technology. Dr. Watson, President of ACCESS, said: "RTS provides a total system which we believe meets effectively the need of people to be able to learn at their own convenience and in the community learning centers away from the main campus". Just what the Dr. (Goldmark) ordered. ■

## The first Time Aligned™ Control Room Speaker System

# Unbelievably Clean...from a whisper, to the threshold of pain.

The UREI 813 Monitor Loudspeaker System brings impressive new realism and clarity to recording control room listening. This first Time Aligned™ professional monitor employs the efficient Altec 6048-G duplex 15" driver with a UREI custom horn for extended and more uniform H.F. response, plus an added 15" direct radiating driver for extended L.F. response and higher power handling. Add to this the UREI 3-way TA™ network in a unique pressure controlled enclosure and you have unbelievably clean reproduction from low levels to the threshold of pain! Bring your aspirin and hear it at your UREI dealer.

**UREI**  
QUALITY  
OF COURSE



**UREI**

8460 San Fernando Road  
Sun Valley, California 91352 (213) 767-1000  
Exclusive export agent: Gotham Export Corporation, New York

# db New Products & Services

## POWER AMPLIFIER

● Modularized amplified output stages and front panel clipping indicators are two features of the Model 250C power amp, which delivers 100 watts/channel into 8 ohms with a claimed less than 0.03 per cent i.m. distortion, and 150 watts/channel into 4 ohms at 1 kHz. The unit also contains relay operated delay and speaker protection, front panel gain controls, front panel mounted magnetic circuit breaker, separate chassis and signal grounding rear panel connections for elimination of ground loops, rear panel convertible bridged mono operation slide switch, fail-safe transistors, and plug-in matching input transformer provision with mechanical guard.

*Mfr: BGW Systems*

*Price: \$559.00*

*Circle 50 on Reader Service Card*



## HEAD CLEANER KIT



● Lint-free foam swabs used for removing oxide and dirt accumulations from recorder heads, capstans, and guides are included in the QM-85 foam and cleaner kit. The accompanying liquid cleaner is used in conjunction with the swabs to loosen the accumulations. The swabs, non-abrasive and therefore suitable for heavy scrubbing, are reusable. The cleaner is safe for rubber parts.

*Mfr: Nortronics Co. Inc.*

*Circle 53 on Reader Service Card*

## COMPACT MICS

● Swedish line of small-size microphones encompasses t.v. and entertainment needs where size is a consideration. The line includes a wireless mic system, an interference tube (shotgun) system, and a complete range of accessories and power supplies for SYMSI 12 and 48 volt system. The condenser mics have a rectangular diaphragm and f.e.t. preamplifiers. Two models have variable pickup patterns. Dynamic, electret, and condenser models are represented in the line.


*Mfr: A. B. Pearl (Cara Intl. Ltd.)*

*Price: \$40.00-\$1,125.*

*Circle 51 on Reader Service Card*



## PREAMP/EQUALIZER



● The functions of a preamplifier and parametric equalizer are combined in Model SU-A2 stereo amplifier. Class A amplifier operation is employed in all stages of the SU-A2, eliminating switching and crossover distortion. Claimed signal/noise ratio is 95 dB at 2.5 mV (107 dB for 10 mV) for MM phono input signals, 80 dB at 100 uV for MC input signals. A d.c. equalizer circuit replaces coupling capacitors. Active thermal servo circuits substantially reduce d.c. drift. The amplifier also features fade-in/fade-out touch switches, a built-in test generator, universal frequency equalizer, rapid response peak meters, variable loudness control designed in accordance with the Fletcher-Munson curves, a built-in oscillator, and a toroidal transformer with constant voltage in all power supply stages. There is 10-ganged volume control. The microphone terminal is equipped with switchable input impedance. A separate amplifier for headphones has level control.

*Mfr: Technics by Panasonic*

*Circle 54 on Reader Service Card*

## ANALOG PANEL METER

● Solid state 1  $\mu$  sec. f.s. analog panel meter APM-4 features a 3 in. scale accurate to 1 per cent, all electronics including zero and f.s. adjust, and over- and under-range indicators. The unit, available in vertical or horizontal design, draws 0.75 watts, available with 14 standard d.c. voltage and ampere ranges. Input impedance is 100k ohms. Lighting one l.e.d. in a row of 100, the device offers excellent visibility except in direct sunlight. Convenient to handle, it measures 4.125 x 0.57 x 3.75 inches. Options include a.c. input signal, center zero, front panel mounting and custom front ends.

*Mfr: Bowmar/ALI*

*Price: \$65.00.*

*Circle 52 on Reader Service Card*



# The IE-30A Audio Analysis System from I/IE

- 1/3-octave Spectrum Analyzer
- Full-octave Spectrum Analyzer
- Precision Sound Level Meter
- True RMS AC Voltmeter
- RT<sub>60</sub> (Reverberation)\*
- THD (Harmonic Distortion)\*

For the first time, a real time analyzer and precision sound level meter have been combined into a portable audio analyzer "system" with features and accuracies rivaling the best laboratory instruments available.

The fully digital IE-30A comes standard with a precision laboratory microphone calibrated in dB-SPL and remoteable up to several hundred feet, a test probe with three precision attenuator settings for calibrated dB $\mu$ V measurements (true rms, average or peak), nickel cadmium batteries with charger, and a hard shell, foam lined travel case.

\*Using optional accessories



Other features include selectable detector responses, gated mode operation for measurement of reflections and time delay events, dual involatile memories that store or accumulate data that can be recalled to the IE-30A display up to weeks later.


The IE-30A was designed to accommodate an inexpensive new family of optional accessories. The IE-17A measures RT<sub>60</sub> (reverberation time) in 1/3-octave bands up to 99.99 seconds with 10 millisecond resolution. The IE-15A measures total harmonic distortion (THD) to less than .01%.

## SPEC BRIEFS

- 1/3 octave or full octave bands 30 filters on ISO centers 25Hz to 20KHz.
- Highly selective three pole-pair filters exceed ANSI S1.11-1966 Class III, B.S. 2475-1964, DIN 45652, and IEC255-1966.
- 1/3 octave display weighted A, C or Flat.
- LED array 30 x 16. Resolutions of 1, 2 or 3 dB for display ranges up to 45dB.
- Precision SLM has *Fast, Slow, Impulse* or *Peak* responses with A, C or Flat filter weightings.
- 4 digit/0.1dB resolution readout with display hold mode.
- Meets requirements of:  
ANSI S1.4-1971 TYPE S1A, S1C, BS 4197-1967  
DIN 45633 B1.1, B1.2 (Impulse) IEC 179-1973.
- 30 to 149 dB SPL re 20 $\mu$ N/M<sup>2</sup>.
- Microphone is omnidirectional condenser Type 1 (Precision). Flat 10Hz to 20KHz.
- Signal outputs for recorders, oscilloscope displays and voice prints.



I/IE ELECTRONICS, INC.  
500 West 1200 South  
Orem, Utah 84057  
(801) 224-1800  
TELEX or TWX 910-971-5884



Call your nearest I/IE representative for further information:

Atlanta, GA  
FIDELIGOM  
(404) 458-3616

Syracuse, NY  
JAFMSTEDTER ASSOC.  
(315) 638-261

Boston, MA  
V F SALES  
(617) 237-6544

Chicago, IL  
PAPPAS AND ASSOC.  
(312) 685-2338

Cleveland, OH  
PARENT COMPANY  
(216) 725-8871

Dallas, TX  
WYBORNLY SALES  
(214) 343-9657

Denver, CO  
H P MARKETING  
(303) 794-8367

Des Moines, IA  
THE BEAMS COMPANY  
(515) 225-1148

Detroit, MI  
V F SALES  
(313) 453-8720

Houston, TX  
WYBORNLY SALES  
(713) 772-0961

Kansas City, KA  
THE BEAMS COMPANY  
(913) 631-3000

Los Angeles, CA  
MARSHANK SALES  
(213) 559-2591

Miami, FL  
WORLD WIDE PRODUCTS  
(305) 754-5475

Minneapolis, MN  
KODO ASSOC  
(612) 881-1255

New York, NY  
ADELMAN - PINZ  
(914) 423-4747

Phoenix, AZ  
MARSHANK SALES  
(602) 949-9443

Portland, OR  
EARL & BROWN  
(503) 245-2283

St. Louis, MO  
THE BEAMS COMPANY  
(314) 569-1060

San Francisco, CA  
MAC PHERSON SALES  
(415) 937-1482

Seattle, WA  
EARL & BROWN  
(206) 284-1121

Washington, DC  
SPHERE ASSOC.  
(703) 471-7887

Calgary, Alberta  
ESTRON INDUSTRIES  
(403) 276-9621

Toronto, Ontario  
THORVIN ELECTRONICS  
(416) 274-1573

Montreal, Quebec  
AUDESCO ELECTRONICS  
(514) 288-4122

# Audio Tape for professionals



## REEL TO REEL TAPE

Ampex, 3M. All grades.  
On reels or hubs.

## CASSETTES, C-10—C-90,

With Agfa, Ampex, 3M tape.

## LEADER & SPLICING TAPE

## EMPTY REELS & BOXES

All widths, sizes.

— COMPETITIVE • FROM STOCK —

For your catalog, call or write: **Vito Cappi**

312/297-0955



**Recording Supply Co.**

Div. of Polyline Corp. 1233 Rand Road  
Des Plaines, IL 60016

Circle 22 on Reader Service Card

# TDK AMPEX

Minimum Order 12 Tapes

## Blank Tapes at wholesale prices!

### CASSETTE TAPES

AMPEX C-90 3 pk/w stackette	\$4.99 for 3
BASF Studio C-90	2.80
Fuji FX C-90	2.80
Maxell LN C-90	1.99
Maxell UD C-60	1.93
Maxell UD C-90	2.84
Maxell UD C-120	3.84
Maxell UDXL 1 or 2 C-60	2.47
Maxell UDXL 1 or 2 C-90	3.47
Memorex C-90 3 pk.	5.99 for 3
Scotch C-90 3 pk.	4.99 for 3
Scotch Master 2 or 3 C-90	3.29
Sony C-90	1.79
TDK DC-60	1.14
TDK DC-90	1.56
TDK D C-180 (180 minutes)	2.88
TDK AD C-60	1.62
TDK AD C-90	2.40
TDK AD C-120	3.30
TDK SA C-60	1.98
TDK SA C-90	2.88

### REEL-TO-REEL

Maxell UD 50-60 (1200 ft.)	4.31
Maxell UD 35-90 (1800 ft.)	4.99
Maxell UDXL 35-90B (1800 ft.)	6.07
Maxell UD 35-180 (3600 ft. 10 1/2")	12.99
Scotch 212 (1800 ft.)	3.79
Scotch 207 (1800 ft.)	4.99
TDK L-1800 (1800 ft.)	4.64

### 8-TRACK

AMPEX 382 8T 90 min.	1.49
Maxell LN 8T 90 min.	1.99
Memorex 2 pk 90 min	3.99 for 2
Scotch 2 pk 90 min.	3.99 for 2

## J & R Music World

33 Park Row, N.Y.C. 10038 Dept. DB  
(212) 732-8600

MAIL ORDERS: For shipment within 48 hours send money order or certified check. Two weeks delay on personal checks. Please add \$2.50 per order for shipping & handling. N.Y.S. Residents add tax. NO C.O.D.'s. ALL TAPES 100% GUARANTEED  
Minimum Order 12 Tapes

Write for free tape catalog

Circle 29 on Reader Service Card

## CONDENSER MIC SYSTEM




● A number of elements of the System C microphone setup can be interchanged to fit the application. The system includes two electronic preamplifiers, one for handheld use and one for boom application—the boom preamplifier operates from either phantom or AB remote power. Four interchangeable capsules include omnidirectional, cardioid, hyper-cardioid and Cardiline® shotgun formations. Accessories such as windscreens and shock mounts are available. The mics are made with a proprietary charging process which is claimed to render them as rugged as dynamic mics.

Mfr: *Electro-Voice Inc.*

Circle 55 on Reader Service Card

## COMPACT CONSOLE



● In a unit measuring 20 x 17 x 3 1/2 ins., console SD 12-2 packs 12 low impedance microphone and line inputs, direct channel outputs, mic trim; four band equalizer; cue and echo sends; pan pot and solo on each input. Also, it offers a headphone monitor circuit and illuminated v.u. meters in the output section. The output and monitoring facilities have been designed to adapt to four-track recording.

Mfr: *Allen & Heath (Audio Marketing Ltd.)*

Price: *Under \$1,000.00.*

Circle 56 on Reader Service Card

## INCREMENTAL POWER AMPS



● Five configurations are possible with Model 2200 incremental power system. A 7 in. rack-mount card cage contains up to eight 75-watt power amplifiers, an electronic crossover, a balanced or unbalanced input card, and driver amplifiers with matrix switching for console-like signal processing. The amplifiers can be combined in increments of 75 watts in parallel mode to drive high-power, low-impedance loads; in bridged mode to drive balanced 70-volt lines; parallel/bridged mode to drive high-power balanced 70-volt lines, or other high-power loads. Incremental power enables the system to control high-, mid- and low-frequency loudspeakers with separate power amplifiers; connect far-, middle- and near-throw horns to separate power amplifiers with separate level controls; provide power up to four separate balanced 70-volt systems from a single card-cage main frame; power extremely complex sound systems by combining the abilities of two or more incremental power systems.

Mfr: *Altec Sound Products*

Circle 57 on Reader Service Card

## SPECTRUM MONITOR



● Peak reading real time analyzer Model 142A spectrum monitor, with dual memory, has varied applications in testing, before and after comparisons, analysis, equalization, and calibration. The unit contains a 28 by 11 i.e.d. matrix for the display of 27 one-third octave channels from 40 Hz to 16 kHz plus one broadband channel for overall indication of level. A front panel switch selects display ranges of 10 dB or 30 dB. The input is calibrated in 10 dB steps from -40 dBm to +10 dBm or 50 dBspl to 100 dBspl. Each one-third octave channel is peak reading with a decay time of 1/2 second.

Mfr: *White Instruments, Inc.*

Price: *\$2,500.*

Circle 58 on Reader Service Card



### INTRODUCING THE BODE VOCODER

- STARTING UNDER \$3000.00 ●
- ALSO FEATURING A COMPLETE LINE OF FREQUENCY SHIFTERS

FOR DETAILS, INCLUDING PRICES AND DELIVERY CONTACT:

BODE SOUND CO.  
1344 ABINGTON PL.  
NO. TONAWANDA, N. Y. 14120  
716-692-1670

Circle 26 on Reader Service Card



## DIGITAL PROGRAM TIMER



● Compact digital clock DS-200 utilizes mos i.c. technology, with all-electronic control and a dimmable l.e.d. display. It will automatically turn off a stereo system after allowing it to play for a set time between one and 59 minutes. Unattended recording can be performed with the Nakamichi 1000, 700, and 600 cassette decks through the remote control socket of the deck, or with any cassette deck equipped with automatic self-start. At a pre-set time, DS-200 will turn the system on and will automatically place the deck into the record mode.

*Mfr: Nakamichi Research*

*Price: \$145.00.*

*Circle 59 on Reader Service Card*

## DUAL TRACE OSCILLOSCOPE



● A continuously variable delay from one  $\mu$ sec. to 5 sec. is featured on LBO-515 dual trace, dual channel 25 MHz bandwidth oscilloscope. The device offers 5mV/Div. vertical sensitivity, permitting a view of the leading edge of a pulse train to determine a subject's characteristics. Features included are a rectangular crt with internal graticule; high accelerating voltage for bright display; selectable synchronization, automatic, normal, single trace and reset modes with high frequency rejection—20 Hz to 10 kHz. Claimed overall accuracy level for automatic trace and reset modes in both channels is  $\pm 3$  per cent. The oscillator also includes a beam rotator for stray magnetic field correction; trigger for channels 1 & 2 with a polarity inversion switch for channel 2; a front panel astigmatic control; ten times magnification and a rise time of 14 nanoseconds.

*Mfr: Leader Instrument Corp.*

*Price: Under \$1,400.00.*

*Circle 60 on Reader Service Card*

## PHONO CARTRIDGE

● Top-of-the-line 530-mp phono cartridge contains a diamond stylus and beryllium cantilever. Individually-calibrated, the device has a direct-coupled transducing system, a patented twin-pivot design. Frequency response is 5 Hz to 20 kHz,  $\pm 1.25$  dB. Tracking force range is 0.7 to 1.4 grams and channel separation is nominally 30 dB at 1 kHz, 15 dB at 10 kHz.

*Mfr: Micro-Acoustics Corp.*

*Price: \$200.00.*

*Circle 61 on Reader Service Card*



## TANDBERG ALONE OFFERS REEL-TO-REEL PERFORMANCE FEATURES IN A CASSETTE DECK

### 3 Separate Heads/3 Motors/Dual Capstans

These & other features found exclusively on Tandberg's TCD-330 make it not only the finest cassette deck, but also the cassette deck with performance exceeded only by the best reel-to-reel machines. Three separate heads for no-compromise recording & monitoring. A 3-motor, dual capstan closed loop transport, coupled with complete logic-controlled solenoid operation. Adjustable azimuth & built-in 10kHz tone generator, allowing the user to select the perfect alignment for each cassette, as well as spot dropouts and inferior tape. Equalized peak-reading meters. Automatic take-up of tape loops when cassette is inserted. Servo-controlled high speed winding. Vertical or horizontal operation, plus optional remote control & rack mounting.

Only the TCD-330 has what it takes to deliver cassette performance exceeded only by the finest reel-to-reel machines. Ask your Tandberg dealer for a "Hands-on" demonstration. Write or call us toll-free at 800-431-1506 for his name. Tandberg of America, Inc. Labriola Court Armonk, N.Y. 10504

# TANDBERG

*Circle 20 on Reader Service Card*

## OPEN REEL DECK

● Constant tape tension, regardless of the mode of operation and undisturbed by spool diameter or changes in mode is featured on the SG-630 10½ in. open reel stereo deck. The unit has three-speed operation—1⅓, 3¾, and 7½ in./sec.—and stabilizes tape speed through an Omega loop drive system, which eliminates the pinch roller, drive couplings, springs, and function wheels. The computer-controlled system has a four-motor drive system, including two d.c. fast hub motors, a collectorless electronically regulated motor for the capstan drive, and a servo motor to form the loop. Actual tape speed may be verified with a built-in stroboscope disc, working in conjunction with an accessible speed control. The deck has a built-in "Dia-Pilot" for recording signal impulses and an automatic slide projector control for either a single projector or a multi-media show. Other features include a switchable peak level limiter, separate stereo headphone power storage with volume control, separate bass and treble tone controls, a/b monitoring, and remote



control facilities. Optional half and quarter-track four head assemblies are available.

*Mfr: Uher of America, Inc.*

*Price: \$1,279.*

*Circle 62 on Reader Service Card*

## TRIPLE OPTIMIZER



● Three functions are incorporated in audio signal processor Model 221: automatic gain control, compressor, and limiter. The gated gain-riding AGC amplifier compensates for long-term variations in program input levels over a ±10 dB range at a correction rate of 0.5 dB per second. Control over program dynamics is provided by a gated open loop compressor. The peak limiter produces controlled phase inversion and adjustable limiting symmetry for a.m., with a separate 25-/75-μsec high-frequency limiter for f.m.. Claimed response is within 1 dB of flat from 20 Hz to 20 kHz; noise claimed is less than 70 dB below the 100 per cent modulation output level with claimed distortion below 1 per cent t.h.d.

*Mfr: Inovonics, Inc.*

*Price: \$760.00.*

*Circle 63 on Reader Service Card*

## Tune In Performance For Your Scully Studio Recorders.

### Think Ferrite

10 Times Life • All Track Formats • 100's in Service  
Unconditional Warranty.

Ferrite Heads Available for all Professional Recorders.



SAKI MAGNETICS INCORPORATED  
(A California Corporation)

1649 12th Street • Santa Monica, California 90404 • (213) 451-8611

*Circle 34 on Reader Service Card*

## PULSE CODE MODULATION



● Using a Betamax or similar video cassette as its base, the PCM (pulse code modulation) audio stereo recording-playback system operates through computer technology, to reduce distortion. The device digitally encodes a sound, converting it into on-or-off pulses, processing only the digital pulses. Because the reproduction is not dependent upon the intensity of a magnetized signal, tape saturation at sudden loud peaks is avoided; tape hiss is not picked up by the encoding device. The PCM can record 12 bits of information on each channel with a special circuit capable of squeezing the equivalent of 16 bits per channel onto the tape, producing more than 1.7 million bits per second.

*Mfr: Sony Corp.*

*Circle 64 on Reader Service Card*

# Editorial

This issue of **db** takes a long look at the subject of education and audio. As John Woram's lead story points out, our mail box is usually full of letters asking about getting started in audio. Too many beginners think that their eventual success will be directly related to knowing the right people, or getting a certificate that says "official audio expert" on it.

Unfortunately, the "romance of audio" often obscures that fact that the business is not always "party time." As in flying planes, building bridges, practicing medicine or whatever, competency pays off. Without it, you may have some momentary excitement, but your long-term prospects of success are about "100 dB down." So, Mr. Woram takes a general survey of the subject and then we get down to some specifics.

Lest we forget that audio is not always recording, Professor Richard F. Schwartz describes Michigan Technological University's courses in noise control, electroacoustics, and theoretical geophysics. As Mr. Schwartz points out, the study of acoustics is ". . . very much alive and vigorous." And it's yet another aspect of the world of audio, as any sound reinforcement team will readily agree.

Meanwhile, for those who are thinking about a career in recording, Irv Diehl outlines a four-point program of study. Diehl, a co-founder of the highly-respected Institute of Audio Research, bases his observations on the time-tested program offered at the Institute. However, his notes should apply as well to any school that offers a meaningful educational program in this area.

We note with interest that New York University now offers a degree program in Music, Business and Technology, in cooperation with the Institute of Audio Research. Recording-oriented students may receive up to 26 points toward their NYU degree by registering for the IAR's courses.

Our education section concludes with a brief look at Music Engineering Technology, as offered at the University of Miami. As we see it, the curriculum represents an ideal "mixdown" of music and technology. Space does not allow us to describe each course in detail, so write directly to Miami for more information.

And don't forget to do your homework! *L.Z.*

# In Search of an Education

*As in everything else, results are proportional to input.*

Dear db;

*Where do I go to learn about audio?*

*Yours truly,  
Faithful Reader*

Although the above may not quite be a word-for-word reproduction of a recent letter, it does sum up—in ten words or less—an impressive amount of our weekly mail.

Usually—in fact, always—the letters are much longer, and the writer supplies some background information—previous education, interests, goals and such. And then there are the inevitable questions, related to the writer's particular interests.

Unfortunately, the questions are usually simple enough, but the answers never are. In fact, without some sort of one-to-one confrontation, it's just about impossible to offer "the answer" to any of these inquiries. For one thing, we don't really know the writer. If we did, we would ask:

How much time (and money) do you have available?

What sort of background (musical, technical, both, neither) do you already have?

Are you *really* looking for an education, or a short cut into "show biz"?

And, so on.

But even if we had the answers to all these questions, we still have the disadvantage of not knowing more about the various places that now offer education in audio. For it seems that hardly a day goes by without the arrival of another brochure, announcing the creation of a brand new "Audio University."

## **"YOU CAN'T TELL A BOOK BY IT'S COVER"**

Just under that tired old cliché is another one that says, "You can't tell a school by its catalog," and that's our problem. Some of these announcements appear to be almost fraudulent—others look quite legitimate. But that's just the catalog. Does the same thing apply to the school itself?

One claims it has a "special arrangement" with the Audio Engineering Society (it doesn't), and that its founder is a charter member of that Society (he isn't). Another outfit awards its graduates a certificate which is "an authorization . . . to work as a recording engineer." In New York City, that certificate, plus fifty cents, will get you a free ride on any subway. Enough said?

Perhaps these preposterous statements are merely the work of over-zealous copy writers, and the schools are quite legitimate. But, who knows? Perhaps they are counting on the gullibility of the beginner, who may be taken in by the air of respectability of these statements. So, although

we know of the existence of these places, can we in good conscience recommend them? Obviously not—we just don't know enough about what really goes on there.

So, where does that leave the would-be student, in search of an education? Or us, for that matter? Perhaps we should stop right here, tell the writer to find his own answers, and leave us out of it. That's safe, but not satisfactory. (Besides, we'd get a lot of subscription cancellations, and we certainly don't want that!)

As an alternative, we'll offer an overview of the education scene as it looks from here and hope that this will assist each writer to make his own decision, based on what he knows about himself and his own particular requirements.

## **WHAT DO I NEED TO KNOW?**

First, that when it comes to audio, sound recording is not the "only game in town." Although most of our readers express a particular interest in this aspect of audio, there are many other fields that might be considered—all the way from sound reinforcement to psycho-acoustics. Obviously, the more "theoretical" the field, the more an academic background becomes important. In some areas, common sense is worth more than college credits; in others, a degree is an absolute must.

## **WHAT ABOUT THE RECORDING STUDIO?**

It's a pretty safe bet that most of today's successful recording engineers do not have academic degrees. But that's today. By tomorrow, who knows? Even within the relatively-small recording studio industry, the technology grows more complex almost daily. It is no longer enough to have a little manual dexterity and a musical ear. Some years ago, a bit of technical background may have been of little consequence. Now, it's a distinct advantage. A few years more and it may have become an absolute necessity.

Anyone who has seen an automated console or a digital tape recorder will know that the more education he can get the better off he will be to cope with the demands of tomorrow's recording studio. As for the precise amount of education that's necessary, that depends on you. If you're looking for "instant entry into the glamorous world of recording," a minimal education will be more than enough. Get involved with the right group of musicians and if you (and they) are lucky, they will make a hit record while you are sitting behind the console. People will ask you how you got such a great drum sound, and you will tell them you always add +8 at 3 kHz (or was it +3 at 8 kHz?), and use a modified super-omni located 3 cm. under the

drummer's seat. Sooner or later, the group will fade from view, and so will you. You will have had your moment of fame, but now it's someone else's turn, and you're left reading the want ads.

If that's not enough for you, you'll need to put a little more effort into your education, but you'll eventually get a lot more reward. You might even find a life-long career in audio, rather than just a few moments to remember as you pump gas.

But that brings us back 'round again to the dilemma of selecting the right place to seek out an education.

### CHOOSING A SCHOOL

As a general rule, be especially cautious in evaluating recording studios that transform themselves into recording schools during idle time. Such places may give you a good education, but the odds are against it. If you want a real education, you'll have to find a real school somewhere, just like everyone else in the real world does. Audio—even in the recording studio—is a science, not a game. That means hitting the books, not "learn while you play." Watching an engineer demonstrate how he twiddled the knobs on his last session may be fascinating, but it's no education. In other words, make sure your tuition goes for something more substantial than a guided tour through studio land, unless that's all you really want. If it is all you really want, be prepared for the consequences later on.

Of course, it may be next-to-impossible to determine the validity of a recording studio/school until it's too late. Some are capitalizing on the "glamour" of the recording studio mystique; others may actually imagine they are performing a worthwhile service. Still others are legitimate in every sense of the word. But unfortunately you can't distinguish one from the other by reading the brochures. So, unless

you already know the reputation of the outfit, ask to "sit in" on a class or two. Talk to the students. If they can tell a volume unit from a decibel and offer a passable explanation of bias, you're reasonably safe. On the other hand, if they're too busy adding 3 kHz to the snare drum, you've stumbled into the wrong place. Get out and keep looking.

### WHAT ABOUT COLLEGE?

At the other end of the academic ladder, many four-year colleges now offer courses in audio. As may be expected, these come in a variety of formats. Some offer a sequence of courses to introduce audio to students majoring in television, film, music or business administration. Others go into greater detail, preparing the student for a career directly related to audio. If you are thinking about college, make sure the college you are thinking about really offers the audio program that makes sense for you. Here, a little "comparison shopping" is in order. Study the catalogs of at least a few schools before making a decision.

### POST-GRADUATION EDUCATION

Remember that a major part of your education will come *after* you get a job. This is the time to apply your "book learning" to the realities of making a living in audio. But regardless of the amount of schooling you have acquired, don't expect to start at the top (unless you open your own business). You'll start at the bottom, just like everyone else. However, you'll have the advantage of being better prepared to grow with the job and eventually work your way to the top.

And whether "the top" means engineering hit records, designing studios, or installing sound reinforcement systems, a good education will help you get there faster. And stay longer. ■

# Better Vocal Quality Begins Here.

Orban/Parasound's 516EC Dynamic Sibilance Controller is the key to the remarkable new vocal quality heard on many of today's biggest hits. The 516EC solves the long-standing conflict between high frequency boost on vocal tracks and excessive sibilance. For the first time, producers have been able to compress and equalize vocals for maximum presence and impact, while letting the 516EC hold "esses" to an ideal level. That's why the 516EC is considered indispensable in virtually every major studio.

The 516EC's success was assured by two fundamental virtues: outstanding performance and ease-of-use. Operation is so automatic that there is only one user control—a sibilance level adjust. De-essing is constant over an input level range of 15 dB or better. Noise and distortion

meet highest contemporary studio equipment standards. For once, a piece of equipment *simplifies* a mixer's life!

The 516EC contains three independent de-essing channels, making it ideal for motion picture re-recording as well as recording studio use. And its \$595 price makes the competitive edge it provides affordable by anyone seriously into commercial recording. For more information, see your local Orban/Parasound dealer or contact us directly.

## orban/parasound

680 Beach Street, San Francisco, CA 94109  
(415) 673-4544



Orban/Parasound products are manufactured by Orban Associates, San Francisco, Ca.

# Sound Recording Training

*A well-balanced classroom/laboratory/workshop technical school program prepares a student for apprenticeship in a professional studio.*

AS THE 60's drew to a close, it became apparent that some sort of thorough, but concise, training program for professional sound recording was fast becoming a necessity. This was the period of the dawn of multi-track recording. Innovations in technology and technique were becoming more and more frequent. In the control room, sophistication and complexity increased at such a rate that, if you weren't there at the beginning, your attempts to keep abreast of the technology might leave you breathless, and a little bit confounded by the experience.

Individuals wishing to enter the field as beginners found the going much rougher than expected. Many who were hired found it impossible to acquire the necessary technical background in the studio between sessions. The atmosphere was neither conducive to the growth of studio business nor very gratifying to the individual who had dreamed of working in a professional studio, and then discovered frustration and disappointment, once given "the big break."

People began asking, "What do I have to know to begin a career in sound recording? How does one go about preparing for that 'big break'?"

Many disciplines come together in the studio environment, including electronics, physics, mechanics, music—even psychology—to name but a few of the more obvious. The beginner must be ready to cope with all of these if he is to eventually progress into the responsibilities of

full-time recording. The following outlines a typical solid training program.

## CLASSROOM STUDIES

A thorough study program will consist of three, and ideally four, types of training. First is the conventional classroom lecture, which is the foundation of the complete program. For, given an opportunity later on to observe or participate in studio operations, the student cannot hope to benefit unless he has acquired some rudiments of electrical technology, the physics of sound, and equipment performance characteristics. The ideal atmosphere for study of these topics is of course the classroom.

*IAR students work in lab teams to assist one another with predetermined laboratory procedures.*



*Irwin Diehl is co-founder and Dean of Administration at the Institute of Audio Research, 64 University Pl. New York, N.Y.*



*A student inspects freshly recorded grooves in the school's disc recording lab.*



*Another student critically positions an AKG 414 above a guitar amplifier.*

## THE LABORATORY

But this type of training in itself is not sufficient; it must be integrated with laboratory training. The laboratory is defined as a training environment comprised of the various professional systems and devices that one may expect to find in today's modern recording studio. Unlike those occurring in the studio, the experiences confronting the student in the laboratory will be carefully prepared and directed to reinforce key aspects of the classroom lecture.

These two types of training are the essence of a program that will provide a thorough development in technical principles as well as individual application of these principles to professional systems and equipment. A training program consisting of only these two types of training may be reasonably effective in preparing an individual for entry level assignments in professional sound recording. But a third type of training is the "icing" in a sense. This type is referred to as the Workshop.

## THE STUDIO WORKSHOP

Workshops may begin near the end of the training program, after substantial development of the fundamentals of recording technology has been accomplished. The workshop will allow the student to perform "under fire," even if it is only a simulated attack. Such a workshop may be conducted in a commercial multi-track recording studio where small groups of students have an opportunity to work with skilled musicians, conducting the multi-track sessions and acquiring at first hand some insight into directing and managing a recording session. This type of workshop combines earlier classroom theory with labora-

tory experiments, thereby becoming a kind of final exam, while at the same time introducing the student to the real world of recording.

## ON-THE-JOB TRAINING

Once the student has developed the essential technical understanding and has had the opportunity to acquire proofs of laboratory and workshop theories, he may begin his internship or apprenticeship in a studio. And now, the fourth type of training—as essential as the previous three—begins. It is important to realize that the knowledge gained from this type of training cannot be supplanted by any of the former types. Though the student may have gained some technical proficiency during his formal training period, he is generally lacking in artistic judgment, if only through lack of real on-the-job experiences. For as difficult as it would be for even the most knowledgeable recording engineer to offer a between-sessions explanation of hysteresis loops as they relate to magnetic recording, so it is difficult within the school environment to "teach" the rapport that must prevail between engineer and artist or the important aspects of good production, to say nothing of something as illusive, yet vital, as "good vibes." So, this fourth part of the complete education program is really on-the-job training in the *art* of recording. It is obviously separate from formal school training, and dependent on the student eventually securing a job in a studio.

## LEARNING ENVIRONMENT

In what type of environment should these various stages of training take place? Of course, classroom training prop-

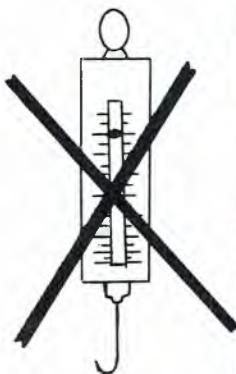


The intricacies of a patch bay are learned as a student works in signal processing equipment while the studio is readied in the background.



Drummer Paul Morgan of The Invisible Man tunes up his set, while a student engineer "tunes up" the mics.

**YOUR "FISH SCALE" WAS DESIGNED  
TO WEIGH FISH!**



The TenteL tape tension gage is designed to diagnose problems in your magnetic tape equipment. Throw away your fish scales (or put them in your tackle box where they belong). The TENTELOMETER will measure tape tension while your transport is in operation, so you can "see" how your transport is handling your tape . . . smooth, proper tension for quality recording? or oscillating high or low tensions causing pitch problems, wow and flutter?

"See" what your heads "See" and HEAR the difference.

**Tentel**  
50 Curtner Avenue

**(408) 377-6588**  
Campbell CA 95008

erly belongs in the classroom, free from the distractions of laboratory or studio. Laboratory sessions require a studio-like facility, and *could* be conducted in an actual studio, though this is not recommended. A recording studio's business is recording, and systems are designed and laid out for this purpose alone. Many important principles may be obscured, or totally concealed from the student by systems which are intended to meet the needs of commercial recording. To cite an obvious example, presumably the commercial studio has already worked out all the equipment interface problems, so that the equipment is pretty much ready to use, as is. On the other hand, in the laboratory the student must work out these problems as he proceeds with his work, and in so doing, gains much valuable knowledge.

Furthermore, at this critical stage in the student's training, it is important that the academic integrity of the training program be maintained at all times. Activities having ends other than the actual training of the student should not intrude upon this training. Later on, as the student's formal education proceeds, workshops may out of necessity be conducted at a commercial studio. But even here, it should be kept in mind that the student and his school are the clients and the session is to be conducted solely for the purposes of learning. At this point in time, the studio becomes an extension of the classroom/laboratory. Real life working experiences will come later on after employment—the learning period continues long after school is over.

A program such as described here, consisting of classroom laboratory and workshop studies is presently available at the Institute of Audio Research, and has been in operation for some years. The IAR program consists of 405 course hours, and requires about twelve months to complete. ■



# Acoustical Education at MTU

**F**OR MANY YEARS, most traditional engineering curricula included acoustics as a separate and distinct field. Mechanical engineers viewed it as a special branch of dynamics. The electrical engineer tended to relegate it to the position of a topic within Communications Engineering. Physicists regarded acoustics as a part of classical physics, certainly less exciting than either solid-state or high energy physics.

There were, of course, always those few who specialized in acoustical problems, often people from mechanical engineering, electrical engineering, physics, and elsewhere. But it was not until well after World War II that acoustics became recognized as a field that represented big successes and big failures in technical society.

The war itself gave rise to sonar and many other acoustic-related applications. Then the jet age came along, to dramatize the importance of noise in community planning. Suddenly we became aware of the noise environment in which we work and live. The OSHA office was born.

Meanwhile, the hi-fi industry became big business, with manufacturers scrambling over one another to develop products with greater frequency response, less distortion, more power, and various other attractive characteristics. As recordings were made of live artists in concert, we became aware of the acoustical defects of some modern auditoria when compared with some of the traditional performance halls. The musical instrument industry was revitalized by the application of science to the study of wind, string, and percussion instruments. The electronic organ reached fruition and the synthesizer emerged.

As the role of acoustics emerged from its pre-war dormancy, it was not universally accompanied by bold new curricular innovations. But a gradual increase in professional society interest encouraged a renaissance of acoustics. Professional interest groups in the IEEE and ASEE developed and grew, and new societies, such as the Audio Engineering Society and the Catgut Acoustical Society joined those already in existence.

In 1978, we find acoustics very much alive and vigorous. Musical acoustics courses are given at a number of universities. Vibration and noise control engineering are offered as part of many mechanical engineering programs and electroacoustic courses have appeared or reappeared in several electrical engineering curricula. Sound technology also can be studied at a number of special institutes.

At Michigan Technological University, there are presently five courses dealing with acoustics. These are:

## **NOISE CONTROL ENGINEERING**

Both theory and practice are emphasized in this course, which introduces the student to the analysis and

measurement of sound and vibration as applied to noise control. The basic concepts of vibration and acoustic theory are developed and a variety of sound and vibration measuring equipment is used in laboratory experiments. The student works on team projects analyzing some actual noise problems. Special topics from the current literature in acoustics and noise control are presented.

## **NOISE CONTROL ENGINEERING II**

In-depth treatment of the practical aspects of noise control as applied to products, machinery, buildings, vehicles, and other systems. Topics covered include: sound propagation, sound in small and large enclosures, design of enclosures and ducts, muffler design, vibration, isolation, and damping, field and laboratory measurement and analysis of sound, vibration, and shock. Laboratory sessions emphasize measurement and analysis of noise and vibration data. Special topics from the current literature in acoustics and noise control are presented.

## **ELECTROACOUSTICS I**

A survey course in the application of electricity to the field of acoustics with particular emphasis on music and speech. Topics covered are: review of the nature of sound, modes of vibration, wave forms and harmonics, transducers, amplification and processing, noise and distortion, sound recording and reproduction, electronic music production.

## **ELECTROACOUSTICS II**

A detailed look at several areas of electroacoustics. Topics include transducer theory and design, theory of sound recording, signal processing techniques, introduction to ultrasonics.

## **INTRODUCTION TO THEORETICAL GEOPHYSICS**

A comprehensive treatment of the propagation of disturbances through compressible and incompressible fluids and through deformable solid bodies.

## **NOISE/VIBRATION CONTROL**

The Noise Control courses were introduced at about the same time that several research projects began, concerning noise and vibration control in industry. In connection with this work, facilities were acquired, including an anechoic chamber, a reverberant room, and equipment for sound-level measurements and analysis.

The first Electroacoustics course is a survey, open to any student. A course of this sort normally begins with establishing notions about vibrations and waves. From the physical picture developed, the course proceeds to the subjective aspects of sound, such as loudness, pitch, and tone quality. This leads to a discussion of the physiology of the ear and the extent to which psychology enters the hearing process. Noise and its effects are mentioned, even though detailed courses may be available on this subject elsewhere on the campus. The relationship of all of

these ideas to music can be brought out easily by demonstration and discussion. Consonance and dissonance, intervals, and harmonics lead to a discussion of temperament and scales.

At this point, the emphasis shifts to a discussion of amplifiers, loudspeakers, microphones, sound recording, and musical synthesis. Electronics is kept to a "black box" descriptive level, but details about how loudspeakers, microphones, recorders, phonograph pickups, and other devices work are presented. Understanding of decibels, distortion, gain, power output, stereo separation, etc. is promoted by demanding accurate word definitions of these terms. A suitable examination question might ask for an explanation of the specifications on a consumer product such as a tape recorder. The final topic of musical synthesis always interests students because it illustrates how much we know about making music and yet, how imperfect we are in imitating or improving upon conventional instruments.

Unfortunately, no textbook at the proper level exists. Books on "hi-fi" are usually aimed at hobbyists and are sufficiently imprecise in their language so as to be inappropriate for a college-level course. Specialized books on microphones, loudspeakers, and tape recorders exist but are too narrow to use for this course. On the other hand, available textbooks on electroacoustics are highly technical and not in consonance with the aim of surveying the field. Consequently, this course is taught from notes which probably will eventually become a textbook.

In the second electroacoustics course, coverage is greater in depth and less in scope. Detailed solutions and discussion of the wave equations are covered, and analysis in some depth of loudspeakers and microphones is attempted. The book used is Kinsler and Frey, *Funda-*

*mentals of Acoustics*. Typically, laboratory work is equally divided between learning how to make acoustic or electroacoustic measurements, and projects, such as the design of a loudspeaker enclosure. This laboratory is supported by a wide range of equipment.

## TEACHING AND RESEARCH

What we see emerging is a strong program of teaching and research. Students entering the engineering courses often have strong interests in sound reproduction. Some are amateur musicians or hi-fi buffs. Interest has also been expressed by the Humanities Department, whose theater group has recognized the emergence of a new specialty called "technical theater." People in this field require a wide range of skills in sound, lighting, structures, and mechanisms. Following this interest, the Humanities, Mechanical Engineering, and Electrical Engineering departments have worked out a dual-degree program leading to a B. A. and a B.S.E. with a flavor of either M.E. or E.E.

Michigan Technological University has recognized the universal importance of sound to human activities and has developed offerings in several department. The offerings are diverse enough so that minimal overlap occurs. The laboratory facilities are complementary and are also available for research projects. Students with the proper background can take these courses regardless of their degree intent. However, recognizing that perhaps a new breed of technically-minded arts people are emerging, a dual-degree program aimed at technical theater has been developed.

We conclude that the subject of acoustics is now very much alive, and that its application to various fields is such that a reasonable number of students can be attracted to appropriate courses. ■

# IOC™

## The different overload indicator

A significant departure from traditional overload indicators is the Input-Output Comparator (IOC) now available on Crown D-150A and DC-300A amplifiers. The IOC reports all types of overload by telling the user that the output waveform no longer matches the input waveform. The IOC is so sensitive that overload and increased levels of distortion are reported before they are audible.

In the feedback system used in Crown amplifiers, the input IC is continually comparing input and output waveforms. If there is a difference, indicating a non-linearity in the amplifier, the input IC generates a correction signal.

If the output is distorted from some cause other than overload (for example, crossover distortion) the

correction signal will bring the output waveform into compliance with the input.

Overload, however, results from some circuit component operating beyond its linear range. The correction signal cannot change the characteristics of the component, so the input IC continues to generate a large correction signal. This will happen regardless of the kind of overload—clipping, TIM or the activating of the protection circuit by a defective load.

Crown amplifier design permits safe, undistorted operation at very high power levels into highly reactive or low impedance systems. With this in mind, it is obviously important to the user to know when unusual operating conditions may threaten to affect the sound by even the slightest

amount. The IOC is highly sensitive and detects distortion that is a great deal less than the .05% THD and IMD ratings of the D-150A and DC-300A. The user is thus notified about distortion before it is audible. The user also knows that the Crown IOC is reporting distortion of a music waveform, not just a laboratory test signal. Optimum gain for the D-150A or DC-300A in a specific system can be determined through observation of the IOC display and attention to the system level controls.

The IOC is available on all Crown DC-300A and D-150A amps manufactured after October, 1977. Because of its value in any music reproduction system, a factory retrofit is available for earlier units.

Write today for complete information about detecting overload differently... with Crown.



**crown**

1718 W. Mishawaka Rd., Elkhart, IN 46514

# Music and Engineering: One Educational Package

*Intense training in both music and audio engineering is offered to the ambitious student.*

**T**HOSE WHO DREAM of the perfect recording situation sometimes go beyond the magic of technical aids, to the human element. Their ideal engineer would not only be a paragon of technical expertise, but versed in professional engineering and—not as an afterthought, but very important—a knowledgeable musician who would be able to comprehend and interpret the subtleties of the performing artist. In fact, these super people are not impossible to find. At **db**, where we often get queries from young people who are interested in getting into recording, from time to time we come across a person, usually from a musical background, who is interested in developing these combined talents. In Europe, such double training has been going on for some time, creating individuals known as “Tonmeisters,” literally, masters of audio.

Recently a school offering this intensive training has been established in conjunction with the School of Music at the University of Miami at Coral Gables, offering a degree of Bachelor of Music in Music Engineering Technology. The curriculum was designed in cooperation with sixteen nationally known experts in the audio industry.

The Music Engineering Technology program is interdisciplinary, including courses in music, electrical engineering, physics, math, communications, psychology, and business. Freshman students are required to enroll in calculus, which carries a prerequisite of trigonometry and analytic geometry. Prospective students are expected to have a strong background in both math and music. This is not a watered-down program, but something offered to the superior student—sometimes we forget that we're still producing individuals attuned to excellence.

The four year program includes two years of basic music theory, one year of advanced music theory, including orchestration and arranging, three years of principal instrument study, two semesters of music literature and history, two years of secondary piano, four semesters of electrical engineering, two semesters of calculus, two semesters of psychology, two semesters of business courses, two semesters of communications, a year of music merchandising including the study of copyright practices, and courses in physics, sound synthesis, and acoustics. The final semester includes either an internship with a professional recording studio or an additional semester of full-time study in approved electives to be chosen from electrical engineering, business, and music. Throughout the course, the student's time is divided between academic work and practical experience.

Advanced courses in sound reinforcement and audio recording are taught in a 16-track professional recording studio operated by the University, under the supervision of Bill Porter, Director of Recording Services for the School of Music, assisted by Kenneth Pohlmann. Equipment in the control room includes a MCI mixing control board with an input and output complement of 24 channels, equipped with complete monitor mixing facilities for quad, stereo, and mono recording and playback. Other machines include MCI 16-, 4-, and 2-track machines, as well as quarter-track quad, stereo, and cassette machines



**B&K Instruments, Inc.**

Bruel & Kjaer Precision Instruments

presents a nationwide

## INSTRUMENTATION & SEMINAR FORUM

The B & K Instrumentation FORUM will tour the nation - coast-to-coast, border-to-border. For 2 days in each of 27 scheduled cities, FORUM will establish a private instrumentation showing in conjunction with EIGHT separate seminar sessions. These sessions will include such pertinent subjects as:

- Acoustic Measurements
- Vibration Measurements
- Analysis of Acoustic Signals
- Analysis of Vibration Signals
- Sound Power
- Electroacoustics (Hi-Fi)
- Instrumentation Tape Recording Techniques

Contact Ms. Julie Pelz, B & K Instruments, Inc., 5111 West 164th St., Cleveland, OH 44142, (216) 267-4800, and ask for a copy of the FORUM program.

FORUM is presented free-of-charge.

by TEAC, Revox, and Nakamichi. Control room monitoring functions through Crown amplifiers and JBL loudspeakers.

In specific detail, the following lists the courses offered:

### FRESHMAN YEAR

#### 1st Semester

Music Theory I  
Music Theory Lab I  
Prin. Instr. or Voice  
Piano or Secondary Inst.  
Recording Workshop  
Ensemble  
English Composition  
Calculus I  
Physics of Music

#### 2nd Semester

Music Theory II  
Music Theory Lab II  
Prin. Instr. or Voice  
Piano or Secondary Instr.  
Recording Workshop  
Ensemble  
English Composition  
Calculus II  
Electrical Circuits I

### SOPHOMORE YEAR

#### 1st Semester

Music Theory III  
Music Lab III  
Prin. Instr. or Voice  
Jazz Piano  
Recording Workshop  
Gen. Prin. of Psychology  
Electrical Circuits II  
Elec. Circuit Lab II  
Survey of Broadcasting

#### 2nd Semester

Music Theory IV  
Prin. Instr. or Voice  
Jazz Piano  
Recording Workshop  
Ensemble  
Acoustics  
Audio Recording  
Electronic Circuits  
Electronic Media Wkshop

### JUNIOR YEAR

#### 1st Semester

Orchestration  
Music Publishing  
Prin. Instr. or Voice  
Recording Workshop  
Basic Conducting  
Ensemble  
Electronic Circuits II  
Elec. Circuits Lab I  
Audio Eng: Mic & Mixing

#### 2nd Semester

Sound Synthesis  
Music Lit. II  
Music Merchandising  
Prin. Instr. or Voice  
Recording Workshop  
Ensemble  
Marketing  
Rec. Studio Equipment

### SENIOR YEAR

#### 1st Semester


Modern Arranging  
Evolution of Jazz  
Adv. Audio Recording  
Recording Wkshp.  
Ensemble  
Bus. or Elec. Eng. Elective  
Psychology

#### 2nd Semester

Internship or courses in electrical engineering, business and music.

For further information regarding the program at the University of Miami, contact: Mr. Bill Porter, Director of Recording Services, School of Music, P.O. Box 248165, University of Miami, Coral Gables, Fla. 33124. ■

# It'll cost you around \$22,500 to get your feet under our new executive desk.



Soundcraft's most advanced mixer yet: the new Series III.

It's fully modular, with up to 32 input channels and 24 output groups. Standard format is 24/16.

Standard facilities include: 4 band equalisation (each band sweepable); auto solo (pre/post fade) throughout; 8 aux. busses; TT patch bay; LED VU/PPM meters (conventional VU's optional); P & G faders.

Performance is of course excellent:

relative input noise (200Ω source)—126dBV; distortion better than 0.015% THD (any line input through longest signal path to mix output at +20dBm—or 0.03% THD (any mic input, with -50dBm input raised to +4dBm).

All thanks to some nice new op-amps—the first good enough for us to use throughout the console—and the usual Soundcraft quality.

The Series III 24/16 will cost you from \$22,500 (FOB New York).

Soundcraft North America Division, PO Box 883, JFK Station, Jamaica, New York 11430, USA.

Telephone (212) 528 8158. Telex 01-2203.

Soundcraft Electronics Ltd  
5-8 Gt. Sutton Street,  
London EC1V 0BX England.  
Telephone 01-251 3631. Telex 21198.



# db Classified

Closing date is the fifteenth of the second month preceding the date of issue.

Send copies to: Classified Ad Dept.

db THE SOUND ENGINEERING MAGAZINE  
1120 Old Country Road, Plainview, New York 11803

Rates are 50¢ a word for commercial advertisements.

Employment offered or employment wanted ads are accepted at 25¢ per word.

Frequency discounts: 3 times, 10%; 6 times, 20%; 12 times, 33%.

db Box number: \$1.00 per issue.

All classified ads must be prepaid. Frequency discount advertisements are to be prepaid in advance.

## FOR SALE

SOUND WORKSHOP mixing consoles, reverbs and support equipment setting new standards in the semi-pro industry available in New England at: **K&L Pro Audio, 75 N. Beacon St., Watertown, Mass. 02172. (617) 926-6100.**

AMPEX-INOVONICS 8-track in Formica roll-around. Beautifully built, \$5,000. Ampex AG 500-2 portable, \$700. AKG CK9 capsules, new, \$99 each. Altec 604E in custom cabinets, \$400 for pair. Scotch 1" leader on hubs in box, \$1 each. Ampex tape, 406-456, all widths, at great prices. If you need: AKG, Altec, BGW, Klipsch, TAPCO, Tascam, Maxell, MXR, E-V, dbx, Ampex tape, Frazier, Sennheiser, Anvil, Micro-Seiki, Edital, Watts, Philips, Onkyo, Auratone, and more, call us. **Sheffield Recordings/The Sound Factory, 2153½ York Rd., Timonium, Md. 21093. (301) 252-3480/2226.**

FACTORY DIRECT PRICES: Microphone cables, snakes and accessories. Write or phone for Free Catalog and prices. **Concertaudio Labs, Mt. Hope, N.Y. 10963. (914) 386-4330.**

TASCAM, TEAC, Sound Workshop, Nakamichi, Otari, dbx, MXR, Dynaco, ADS, Eventide, E-V, Shure, Maxell, Ampex, AKG Pro, Beyer, UREI, Stax, Sennheiser, TAPCO, BGW, and more! Send for price quotes. **Zimet Pro Audio, Dept. DB, 1038 Northern Blvd., Roslyn, N.Y. 11576.**

### AUDIO and VIDEO On a Professional Level

Lebow Labs specializes in equipment sales, systems engineering, and installation—full service and demonstration facilities in-house. We represent over 200 manufacturers of professional and semi-professional equipment for recording, broadcast, sound reinforcement, and for commercial sound. Call or write for information and pricing.

**LEBOW LABS, INC.**  
424 Cambridge St.  
Allston (Boston) Mass. 02134  
(617) 782-0600

**FREE CATALOG & AUDIO APPLICATIONS**



CONSOLES  
KITS & WIRED  
AMPLIFIERS  
MIC, EQ, ACN, LINE,  
TAPE, DISC, POWER  
OSCILLATORS  
AUDIO, TAPE BIAS  
POWER SUPPLIES

**OPAMP  
LABS INC.**  
1033 N. SYCAMORE AVE.  
LOS ANGELES, CA. 90038  
(213) 934-3566

## INCOME TAX SPECIALIST TO SOUND MIXERS SOUND ENGRS.

**PAUL MILLER**  
26 COURT ST.  
BKLYN, N.Y. 11201  
BY MAIL OR APPT.  
N.Y. **212-339-0447**  
**800-824-5136 Op. 43**  
CALIF. **800-852-7631 Op. 43**

CUTTERHEAD REPAIR SERVICE for all models Westrex, HAECO, Grampian. Modifications done on Westrex. Avoid costly down time; 3-day turnaround upon receipt. Send for free brochure: **International Cutterhead Repair, 194 Kings Ct., Teaneck, N.J. 07666. (201) 837-1289.**

THE RESONATOR is more than a reverb. Designed for use with any console, including Tascam. \$359.00. **Dyma, Box 1697, Taos, N.M. 87571.**

RACK LABS active fixed or variable frequency crossovers, disco mixers, and ULF (subsonic) filters. Write: **136 Park St. New Haven, Ct. 06511.**

AMPEX SERVICE COMPANY: Complete factory service for Ampex equipment; professional audio; one-inch helical scan video; video closed circuit cameras; video systems; instrumentation and consumer audio. Service available at **2201 Lunt Avenue, Elk Grove Village, IL 60007; 500 Rodier Drive, Glendale, CA 91201; 75 Commerce Way, Hackensack, NJ 07601.**

SERVICEMEN — Cleaners, Lubricants, Adhesives for all electronic repairs. Write for free catalog. **Projector-Recorder Belt Corp., Box 176, Whitewater, WI 53190. (414) 473-2151.**

## CLASSES IN MUSIC RECORDING

Record Production  
Publishing  
Disc Mastering  
Film Recording  
Taught by famous engineers and producers. Held in 16/24 track recording studios.

**University of Sound Arts**  
2040 Ave. of the Stars  
Century City, CA. 90067  
(213) 553-4742

## FOR SALE

NAB ALUMINUM FLANGES. We manufacture 8", 10½", & 14". Also, larger flanges and special reels to order. Stock delivery of assembly screws & nuts & most aluminum audio, video, & computer reels. For pricing, call or write **Records Reserve Corp., 56 Harvester Ave., Batavia, N.Y. (716) 343-2600.**

STAGE / STUDIO / BROADCAST audio systems: AKG, Allison Research, Amber, Amco., A.P.I., Audiotechnics, Beyer, Cannon, dbx, E-V, Eventide Clockworks, Ivie, JBL, Lexicon, MicMix, MRL, MXR, Nagra, Neotek, Neumann, Nortronics, Orban/Parasound, Orange County, Otari, Pultec, Robins, Russco, Scully, Sennheiser, Sescom, Shure, Sony, Soundcraft, Speck, Switchcraft, Spectra Sonics, 3M, Tascam, Technics, White, UREI plus many more. For further information on these and other specialty items from our factory operations contact: **Midwest Sound Co., 4346 W. 63rd St., Chicago, Ill. 60629. (312) 767-7272.**

RAZOR BLADES, single edge; tape editing. **RALTEC, 25884 Highland, Cleveland, Ohio 44143.**

MODERN RECORDING TECHNIQUE, by Robert E. Runstein. The only book covering all aspects of multi-track pop music recording from microphones thru disc cutting. For engineers, producers, and musicians. \$9.95 prepaid. **Robert E. Runstein, 1105 Massachusetts Ave., #4E, Cambridge, Mass. 02138.**

### PRO AUDIO EQUIPMENT & SERVICES

P.A. and custom touring sound systems, studio equipment, and turnkey installations, theatre and disco sound. Representing over 100 lines, including: AKG, Allen & Heath, Alembic, Community Light & Sound, dbx, Denon, Dokorder, Dynaco, Emilar, ESS-Pro, E-V, Forsythe Audio, Fons, Furman, Gallien-Kruger, Gale, Gauss, Goldring, Grace, J&H Formula 4, Kelsey, Koss, Lamb, Langevin, 3M, 3A, Marantz, Meteor, Mitsubishi, Maxell, Malatchi, MXR-Pro, Otari, Russound, Revox, SAEC, Sennheiser, Scotch, Shure, Sonab, Sound Craftsman, Soundcraft, Sound Workshop, Sony, Switchcraft, Sescom, Stax, Supex, TAPCO, TDX, Tascam, Technics, TEAC, Thorens, Uher, West Penn. All equipment on display in a working environment. Competitive pricing and comprehensive service.

**K&L Pro Audio, 75 N. Beacon St., Watertown, Mass. 02172 (617) 926-6100 (Att. Ken Berger)**

### NAGY SHEAR-TYPE TAPE SPLICERS



FOR CASSETTE ¼ & ½ IN. TAPES  
• HAND-CRAFTED  
• FIELD PROVEN  
• FAST, ACCURATE  
• SELF-SHARPENING

**NRPD Box 289 McLean, Va. 22101**

TEST RECORD for equalizing stereo systems. Helps you sell equalizers and installation services. Pink noise in ½ octave bands, type QR-2011-1 @ \$20. Used with precision sound level meter or B & K 2219S. **B&K Instruments, Inc., 5111 W. 164th St., Cleveland, Ohio 44142.**

SOUNDCRAFT MIXING CONSOLES for recording and sound reinforcement available exclusively in New England at: **K&L Pro Audio, 75 N. Beacon St., Watertown, Mass. 02172. (617) 926-6100.**

MAXELL, AMPEX, Capitol and Columbia reel tape; bulk and custom loaded. Custom length duplicator cassettes. Reels, boxes, leader tape, splicers. For complete catalog, write **Omega Audio Products, Box 39253, Redford, Michigan 48239.**

AMPEX, SCULLY, TASCAM, all major professional audio lines. Top dollar trade-ins, 15 minutes George Washington Bridge. **Professional Audio Video Corporation, 342 Main St., Paterson, N.J. 07505. (201) 523-3333.**

SOUNDESIGNS, Inc., authorized 3M dealership, selling and servicing all 3M professional machines: 24-, 16-, 8-, 4-, and 2-track and Selectake II. **Soundesigns, Inc., 313 W. 57th St., Suite 2A, New York, N.Y. 10019. (212) 765-7790.**

AMPEX SPARE PARTS; technical support; updating kits, for *discontinued* professional audio models; available from **VIF International, Box 1555, Mountain View, Ca. 94042. (408) 739-9740.**

### PRO AUDIO

For the Northwest

Sound reinforcement, recording, and broadcast. AKG, TAPCO, Shure, Switchcraft, Columbia, JBL, Anvil, UREI, Bobadilla, Helpinstill, Atlas, Scott, Revox. Cabinets, consulting, design, service, and installation.

Warranty Station for JBL & Altec

**LASCO Audio Specialties  
3402 C St. N.E.—Suite 209  
Auburn, Wa. 98002  
(206) 852-7556**



### INACTIVE FLORIDA CORPORATION FOR SALE

Reg. T.M.—Formed 1950—TL.9M  
5880 S.W. 51st St., Miami, Fla. 33155  
(305) 661-4458

SOUND SYSTEM design and installation, loudspeaker enclosures for professional applications, custom passive crossover assemblies, room equalization, road equipment cases, touring sound rental. **K&L Pro Audio, 75 N. Beacon St., Watertown, Mass. (617) 926-6100.**

AMPEX AG 440-4, Altec 8 x 4 board (needs work), w/new Waters faders. Each \$2,500 or best offer. **(612) 253-6510 (Minnesota).**

AST: THE PROFESSIONAL SOUND STORE. Full line of ALTEC, CROWN, CERWIN-VEGA, E-V, GAUSS, SHURE, SUNN, and ATLAS pro sound equipment; factory authorized service on most speakers. Large stock of ALTEC, CERWIN-VEGA and E-V replacement diaphragm assemblies available. **AST, 281 Church St., New York, N.Y. 10013. (212) 226-7781.**

THE LIBRARY . . . Sound effects recorded in STEREO using Dolby throughout. Over 350 effects on ten discs. \$100.00. Write **The Library, P.O. Box 18145, Denver, Colo. 80218.**

E-V SENTRY III monitors, \$900; Mastering Lab "Big Red" monitors, \$1,300; Scully 280-B tape deck with console and remote, \$2,800; Pandora Time Line, \$2,600; Sony MX-16 mixer, 8-in/4-out, \$300. **Audio-Trak Recording. (815) 968-2902.**

### CANADIANS!

SEMI-PRO MULTITRACK RECORDING HEADQUARTERS FOR: TEAC-TASCAM, Soundcraft, Sennheiser, BGW, Altec, Lexicon, dbx, Bi Amp, Beyer.



**Richard's Music Shop Inc.  
6078 Sherbrooke W.  
Montreal, Canada H4A 1Y1  
richard's (514) 487-9911**

---

NEW ASSEMBLED MIC CABLES in seven colors, two thicknesses; not a me-too copy of existing cables. Further info, **Sound Applications, 342 Lexington Ave., Mt. Kisco, N.Y. 10549. (914) 241-0034.**

---

REELS AND BOXES 5" and 7" large and small hubs; heavy duty white boxes. **W-M Sales, 1118 Dula Circle, Duncanville, Texas 75116. (214) 296-2773.**

---

REX HUMBARD ministry has immediate opening for audio maintenance engineer. At least five years experience in recording studio-type equipment. Some national and international travel required. Send resume to **David Ginaven, 2690 State Rd., Cuyahoga Falls, Ohio 44223.**

---

UREI 527-A 1/3-octave graphic equalizer, \$500. Los Angeles **(213) 659-2182.**

---

CUSTOM REVOX A-700 recorder, used 30 hours, \$1,295; new Ampex 440-2C, cases, \$3,850. **G. T. Walker, 323 Grove St., Montclair, N.J. 07042.**

---

UTC-A20 MIXING TRANSFORMERS, \$12.00. Patch panels, double row, 26 pr. \$27.00. HP 200CD, \$80.00. Other used equipment available. **T. Slack, 517 E. Wildey, Philadelphia, Pa. 19125.**

---

FOR SALE: NEUMANN Model SV32B automated lathe with VA32A leadscrew drive SV32 pitch and depth control amps. SX-68 helium cooled cutter with JG 66 cutter amps, monitor amps and high frequency limiters; complete package includes Ampex tape deck, 1176 limiters, Lang equalizers, console, microscope, etc. Price \$21,500 f.o.b. Hollywood. Scully lathe Ser #501 with automated lead in and variable pitch; mint condition; Westrex 2B mono head and RA 1574 amplifier; package includes limiter, filters, Pultec e.q., etc. Price \$6,000, f.o.b. Hollywood. **United Recording, 6000 Sunset Blvd., Hollywood, Ca. 90028, (213) 469-3983.**

---

SPECTRASONICS custom console, 16 x 16, rotary pots, good quiet board, \$8,000. 16-track Scully 100, perfect condition, remote and custom meter panel, \$11,500. \$17,500 takes both. Eventide phasor, make offer. **Fifth Floor Recording, (513) 651-1871.**

---

TEXAS STUDIO SUPPLY. Lowest prices! dbx, Sennheiser, TAPCO, AKG, MRL alignment tapes, etc. **2036 Pasket, Houston, Texas 77092.**

---

FOR SALE: AMPEX MM-1000-8 custom built with digital timer. Works very well as is but could use some minor adjustments, \$7,500. TASCAM Model 10 mixer, 8-in with mic transformers modified for direct output. Includes patch bay and wiring, \$1,800. Sony TC-854-4S four-track 1/4" recorder, \$1,200. Ampex 350-2 in walnut cabinet, \$1,300. AKG D224E, Beyer M160, E-V RE-15, and other microphones used. **Bay Records (415) 865-2040. 1516 Oak St., Alameda, Ca. 94051.**

---

ATTENTION INDUSTRIAL USERS: New ADC patch panels available at 60% of current net price. 1 3/4-in. rack panels with 96, PJ839W jacks (mini tip-ring-sleeve, wire wrap terminals). 200 available, minimum order 25. Write **Gordon K. Kapes, 1127 Ridgewood Dr., Highland Park, Ill. 60035.**

---

WISCONSIN'S PRO AUDIO CENTER. Featuring equipment from TASCAM, Klark-Teknik, dbx, TAPCO, Crown, AKG, Revox, Beyer, E-V, Shure, and many more; Complete professional consulting available. Large displays, in-store. In stock, TASCAM 704A 1/2"-4-track decks. **Flanner & Hafsoos, 2500 N. Mayfair Rd., Milwaukee, Wis. 53226 (414) 476-9560.** Ask for John Loeper, Terry, or Tom.

---

EVENTIDE OMNIPRESSORS, 2 @ \$350 ea. formerly \$700, w/bal. in-out; Eventide instant phaser, \$350, was \$600 w/bal. in-out; Binsen echo rec, \$350, was \$700, inc. frt.—or complete package, \$1,300, three years old, hardly used. **Sweetbay Studio, 1317 Jackson Bluff Rd., Tallahassee, Fla. 32304.**

---

TWO 16-TRACK MM1000 with 8-track heads; one 3M Model 59 16-track with 8-track heads; two Ampex d.c. servo motors for 440, no electronics; one pre-wired Westlake monitor rack; assorted empty P.A. cabinets. **Michael Guthrie, day (914) 679-7303, night (914) 679-8900.**

---

CLEARANCE SALE. UREI/Cooper Time Delay, \$600; Neumann U-47 f.e.t., \$450; Scully 270 playback only, \$500; UREI 1176LN limiters, \$300; UREI 527A equalizers, \$395; Orban 106 CX reverb, \$300; Ampex 440B playback w/Schaffer electronics, \$1,250; JBL 4333 WX studio monitors, \$599; Gates Criterion cart machine, \$250; Ampex 10-watt amp, \$15; Beaucart type 10 cart machine play w/fast forward, \$550; Spectrasonics 610 Complimiter, \$275; Altec 21B condenser mic w/power supply, \$75; Altec 639A ribbon mic, \$45; RCA 77DX, \$85; Ampex 350 tube electronics, \$35; Sennheiser HD-4004 mono headphones (nu), \$12. All items used or demo. **Fisher-Burke Pro-Audio, P.O. Box 2468, Phoenix, Az. 85004. (602) 257-0225.**

---

BUY YOUR TAPE from Sun Sound Co. Ampex audio tape—everything from cassettes to 2" mastering tape, plus empty reels, boxes, etc. Grand Master 2" x 10 1/2"—\$82.20. Also BGW, Audioarts, and many other pro lines. **Sun Sound Co., 34 Belden St., Stamford, Ct. 06902. (203) 348-4433.**

---

SCULLY 8-TRACK/syncmaster; Accurate console, 8 x 4, patch to 8 x 8; other equipment. **(201) 359-5520.**

---

UPDATE EVERYTHING! Move ahead with Micro-Processor technology. From bookkeeping to control room, digital is HERE. We know digital and audio and what you need to get the job done. **MICRO-PROCESSOR SYSTEMS INC., 126 1/2 Main St., Wadsworth, Ohio 44281. (216) 336-7200.**

---

24-CHANNEL 24-bus recording console, \$16,950. New M.A.C. 24-24 w/solo, monitor vol., echo 1 + 2, pan, track assignment (full 24) equalizer, stereo echo return with equalizer. **Major Audio Consoles, 1119 Due West, Madison, Tn. 37115. (615) 865-8497.**

---

3M TAPE MACHINES M-79 16-track and 2-track. Excellent condition; expanding. **(618) 662-4461. Ask for Ray.**

---

IN STOCK: Soundcraft consoles; JBL monitors; Countryman direct boxes; Eventide; Klipsch Professional; Orban; Loft; Marshall; Beyer; AKG; Sennheiser; Neumann; and E-V. In stock at SUPER PRICES: Ampex, Scotch, and Agfa tape. **CALL TOLL FREE 800-531-7392. (512) 824-8781.**

---

## WANTED

---

WANTED: RECORDING CONSOLE 16-in/16-out; 16-track recorder; misc. equipment. **(201) 359-5520.**

---

WANTED: One or two Neumann U87 mics. Call **Creative Sound Studio. (408) 224-1777.**

---

## EMPLOYMENT

---

ELECTRONIC TECHNICIAN/WIREMAN; recording studio in midtown Manhattan; experienced schematic reading, wiring, testing; assistance in studio maintenance. **Call (212) 687-9030.**

---

# db New Products & Services

● **Larry LeKashman** has rejoined **Electro-Voice** of Buchanan, Mich. after six years, returning to his post of vice president of marketing. During the interim, Mr. LeKashman had been occupied in executive responsibilities in two large distributor organizations.

● **Roger Ponto**, formerly national sales manager for **Shure Bros., Inc.** has joined **Freehart & Sullivan, Inc.** of Seattle, Wash. as a vice president. Mr. Ponto's responsibilities will center mainly on marketing and sales promotional activities.

● The introduction, application, and sales of all t.v. test equipment coming from **Philips Test & Measuring Instruments, Inc.** of Mahway, N.J. to outlets in the U.S. and Canada is now the responsibility of newly appointed Bob Grassi. Mr. Grassi comes to Philips from **Panasonic**.

● Aiming to increase concentration in the industrial intercom market, **Edward M. Fitzgerald** has assumed the post of national sales manager for **Clear-Com Intercom Systems**, of San Francisco. Before coming to Clear-Com last spring, Mr. Fitzgerald was with **Telex Communications**.

● **RCS Audio International, Inc.** has moved to a new address: 1314 34th St. N.W., Washington, D.C. 20007. All correspondence should be sent to the above; shipping and receiving remains at 1055 Thomas Jefferson St. N.W., Washington, D.C.

● Responsibility for hi-fi marketing at **Sony Corporation** of New York City, has been assigned to newly appointed **Frank J. Leonardi**. Mr. Leonardi's experience with stereo stems from his previous position, national sales manager for **Panasonic** equipment.

● Coordinating the activities of regional sales managers in the U.S., **Ewald Consen** has commenced his new position as field sales manager for **James B. Lansing Sound, Inc.** of Northridge, Ca. Mr. Consen has come up through the ranks at JBL, his association dating back to 1970.

● A Digital Audio Standards Committee was formed at the November A.E.S. convention to establish communication among the manufacturers and users of digital audio systems for all applications, and to discuss the standardization problems and possibilities. The committee is a joint effort of the **Audio Engineering Society**, the Joint Committee on Inter-Society Coordination of the **Electronic Industries Association**, the **Institute of Electrical and Electronics Engineers**, the **National Cable Television Association**, the **National Association of Broadcasters**, and the **Society of Motion Picture and Television Engineers**. At a meeting on December 1, 1977, the committee discussed analog-to-digital conversion with a general consensus that a 16-bit system is desirable. The next meeting will be Feb. 1, 2 at the Sheraton Hotel, Atlanta, Ga. Contact: **John G. McKnight, Magnetic Reference Laboratory**, 229 Polaris Ave., Suite A, Mountain View, Ca. 94043. (415) 965-8187.

● Responsibility for admissions procedures for the **Audio Engineering Society** is in the hands of newly elected **Howard Durbin**. Mr. Durbin is vice president for engineering at **James B. Lansing Sound, Inc.** of Northridge, California.

● The appointment of **Howard Krivoy** as sales promotion supervisor at **Pioneer Electronics of America** of Long Beach, Ca. has been announced. Mr. Krivoy had been a technical editor at **J.B.L.** and had also been associated with **Raynolds-Bauker & Associates** advertising agency.

● A group headed by **Joseph Schlig** has purchased **Bozak, Inc.** of Darien, Conn. Mr. Schlig will serve as president of the new firm. **Rudolph T. Bozak** will continue his association, as assistant to the president. **Robert Blumberg** has been appointed to the post of sales director.

● The **Morris F. Taylor Co.** has moved to the ORI Professional Building in Silver Spring, Maryland. Their telephone number is (301) 589-4002.

● Dallas f.m. broadcasting station, **KOAX** is planning to move their studios to the Reunion Tower, a new building in downtown Dallas. The studios will be on the observation-deck level in an all-glass setting, and open to visitors. The entire installation will permit total control by one operator from the central console location. The station is owned by **Metroplex Communications** of Cleveland, Ohio.

● **Peter P. Ruese** has been appointed general manager of **IGM**, of Bellingham, Washington. Mr. Ruese has been with the company since 1968. He formerly served as production mgr.

● **J. Frank Leach**, president of **Arcata National Corporation** of Menlo Park, Ca. has been elected to the board of directors of the **Ampex Corporation**. Mr. Leach replaces **A. E. Ponting**, who recently resigned. Mr. Leach served as chief executive officer of the **Electronic Industries Association** from 1971 to 1972, and has had most of his experience with the automobile industry, at the **Ford Motor Company** and **Studebaker Packard**.

● The position of national sales manager at **University Sound** of Anaheim, Ca. has been filled by **Ron Means**. Mr. Means has been promoted from the position of field representative and district manufacturer. He will coordinate manufacturer's reps in the U.S. and Canada.

● **Hazeltine Corporation** of Greenlawn, N.Y. has acquired an exclusive license under all patents and patent applications of **Leonard R. Kahn** covering the a.m. stereo broadcast transmission system and receivers which Mr. Kahn has developed. Mr. Kahn's firm, **Kahn Communications Inc.** has petitioned the FCC to adopt standards for compatible a.m. stereo broadcasting which would permit implementation of the Kahn system, and has been granted a license by Hazeltine for the manufacture and sale of broadcast transmission equipment for the Kahn system.



# The Recording Studio Handbook



John M. Woram

2nd  
BIG  
PRINTING!

"John Woram has filled a gaping hole in the audio literature . . . This is a very fine book . . . I recommend it very highly . . ." — *High Fidelity*.

And the *Journal of the Audio Engineering Society* said: ". . . a very useful guide for anyone seriously concerned with the magnetic recording of sound."

The technique of creative sound recording has never been more complex than it is today. The proliferation of new devices and techniques require the recording engineer to operate on a level of creativity somewhere between that of a technical superman and a virtuoso knob-twirler. This is a difficult and challenging road. But John Woram's book charts the way.

*The Recording Studio Handbook* is an indispensable guide. It is the audio industry's first complete handbook that deals with every important aspect of recording technology.

Here are the eighteen chapters:

- The Decibel
- Sound
- Microphone Design
- Microphone Technique
- Loudspeakers
- Echo and Reverberation
- Equalizers
- Compressors, Limiters and Expanders
- Flanging and Phasing
- Tape and Tape Recorder Fundamentals
- Magnetic Recording Tape
- The Tape Recorder
- Tape Recorder Alignment
- Noise and Noise Reduction Principles
- Studio Noise Reduction Systems
- The Modern Recording Studio Console
- The Recording Session
- The Mixdown Session

From the publishers of



# An in-depth manual covering every important aspect of recording technology!

# The Recording Studio Handbook

by John Woram

This hard cover text has been selected by several universities for their audio training programs. With 496 pages and hundreds of illustrations, photographs and drawings, it is an absolutely indispensable tool for anyone interested in the current state of the recording art.

Use the coupon at the right to order your copy of *The Recording Studio Handbook*. The price is only \$35.00, and there's a 15-day money-back guarantee.

## SAGAMORE PUBLISHING COMPANY, INC.

1120 Old Country Road, Plainview, N.Y. 11803

Yes! Please send \_\_\_\_\_ copies of THE RECORDING STUDIO HANDBOOK at \$35.00 each. On 15-day approval.

Name \_\_\_\_\_

Address \_\_\_\_\_

City/State/Zip \_\_\_\_\_

Total payment enclosed \$ \_\_\_\_\_  
(In N.Y.S. add appropriate sales tax)

Please charge my  Master Charge  
 BankAmericard/Visa

Account # \_\_\_\_\_ Exp. date \_\_\_\_\_

Signature \_\_\_\_\_

(charges not valid unless signed)

Outside U.S.A. add \$2.00 for postage

# You can pay for someone else's studio or you can invest in your own.

Our new Studio 8000 gives you that choice. And you won't have to sell your soul to get it.\*

The eight tracks give you room to spread out your music, and your own studio gives you the option of turning on the equipment whenever you turn on to a good idea... 24 hours a day.

Here's what you get. The TASCAM Series 80-8: half-inch, 15 ips. One speed, one format saves you money but gives

you a final product: professional master tapes, faster and easier than any recorder/reproducer you ever sat behind. Add the DX-8 for up to 30dB of noise reduction.


The Model 5A Mixing Console gives you 8-in and 4-out, and has been studio proven in both mobile and fixed installations. In short, it's uncomplicated and tough. Add the 5EX for 12 inputs and even greater flexibility. The Model-1

(8-in, 2-cut) gives you those necessary sub-mixes, without affecting your primary mix.

And for absolute quality stereo mastering, plug in the 25-2. DBX is built in, and so are speed, simplicity and accurate final editing capability.

So why go on paying for time in a studio that someone else owns? Especially when the total dollars involved wouldn't buy much more than a new car at today's prices.

See the Studio 8000 at your authorized TASCAM dealer.



## TASCAM SERIES BY TEAC®

A new generation of recording instruments for a new generation of recording artists.



\*\$10,460 suggested retail price as shown. Rolling consoles shown are optional. Prices subject to dealer preparation charges where applicable.

TEAC Corporation of America • 7733 Telegraph Road • Montebello, California 90640 • In Canada TEAC is distributed by White Electronic Development Corporation (1966) Ltd.

Circle 11 on Reader Service Card