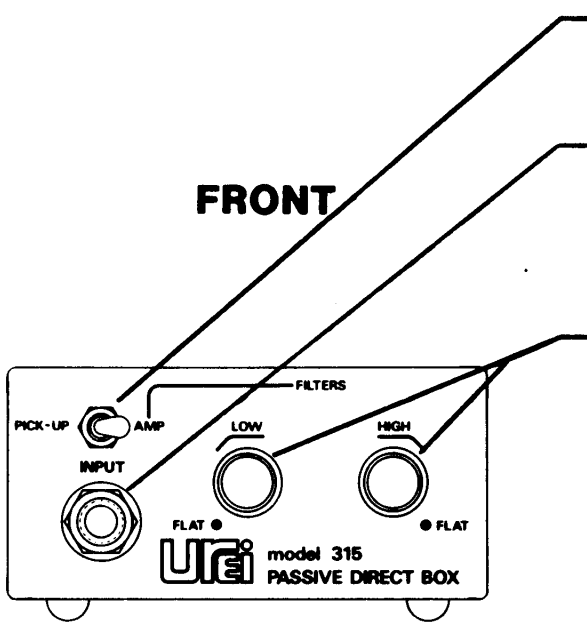


model 315

CONTROLS AND CONNECTIONS

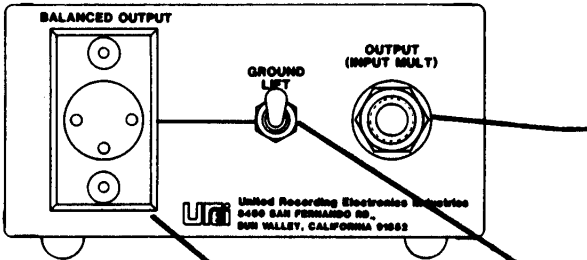


FRONT

INPUT SWITCH. Selects correct input signal conditioning.

INPUT JACK. Connects to guitar, synthesizer or other instrument. May also connect to instrument amplifier output. (Use the correct INPUT SWITCH setting for the source used.)

FILTERS. Operate on balanced output to mixer when input is from an amplifier. Not used when input is from an instrument.



REAR

OUTPUT (INPUT MULT.) JACK. Output to amplifier or speaker, depending on setting of INPUT SWITCH (connected in parallel with input jack).

GROUND LIFT SWITCH. The INSTRUMENT INPUT ground is tied to the Direct Box chassis. Pin #1 of the BALANCED OUTPUT connector goes to the chassis through the GROUND LIFT SWITCH. For proper operation of the ground lift switch do not connect Pin #1 to the shell of the BALANCED OUTPUT cable connector.

BALANCED OUTPUT. This is a transformer isolated low level signal for connection to a PA or recording mixer microphone input. Pins 2 and 3, signal. Pin 1, shield.



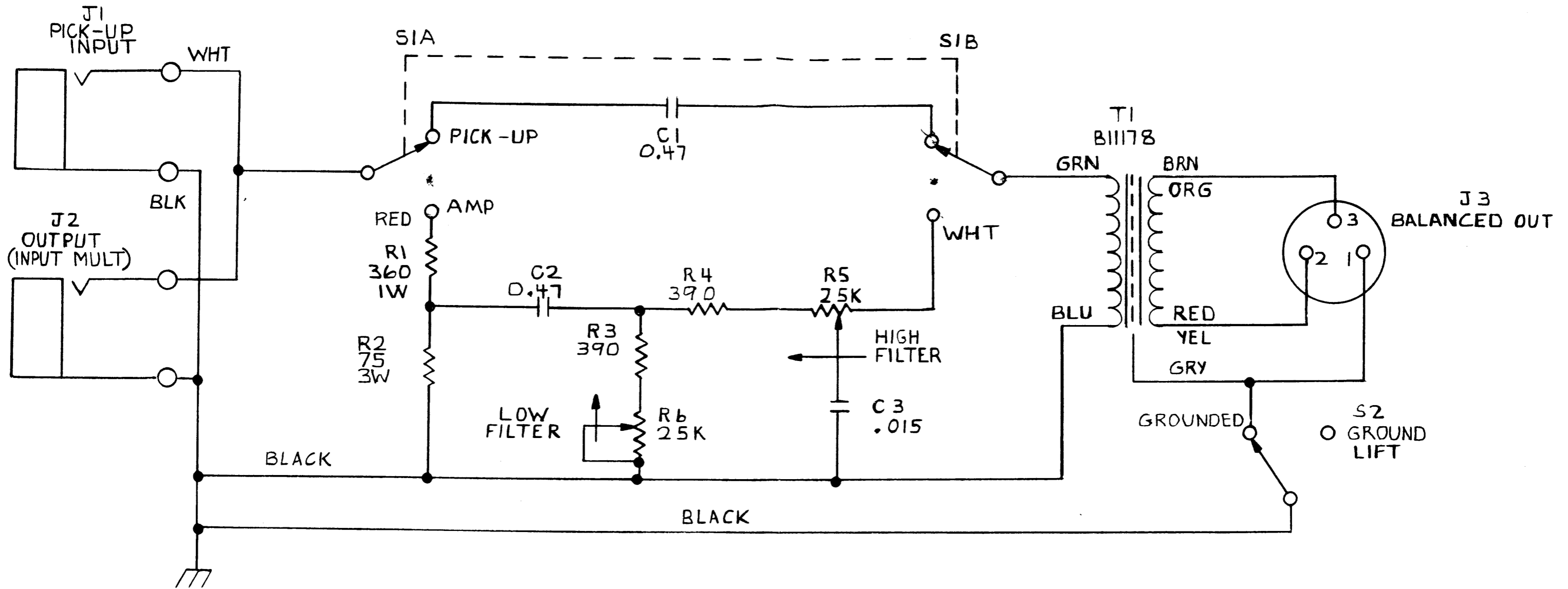
UNITED RECORDING ELECTRONICS INDUSTRIES

8460 SAN FERNANDO RD., SUN VALLEY, CALIFORNIA 91352
TELEX 65-1389 UREI SNVY

(213) 767-1000



**MODEL
315**



- 4. → INDICATES CLOCKWISE ROTATION
- 3. INDICATES CHASSIS GROUND
- 2. CAPACITOR VALUES ARE IN MICROFARADS
- 1. RESISTOR VALUES ARE IN OHMS + 5% 1/2W

NOTES: UNLESS OTHERWISE SPECIFIED

REVISIONS	
UNITED RECORDING ELECTRONICS INDUSTRIES	SCHEMATIC PASSIVE DIRECT BOX
MODEL 315 DEPARTMENT	DATE 10-2-80 ISSUE
LOS ANGELES CALIFORNIA	CHECKED P. GOSSELIN APPROVED B 13445A